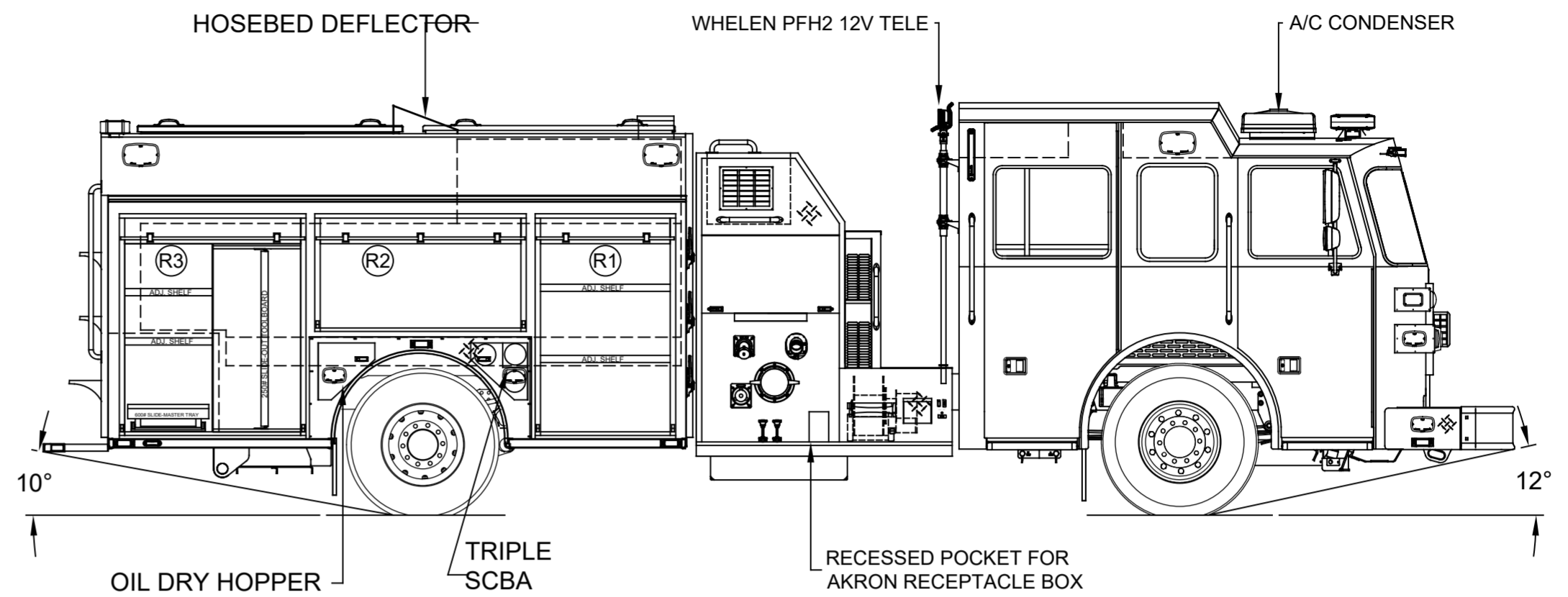
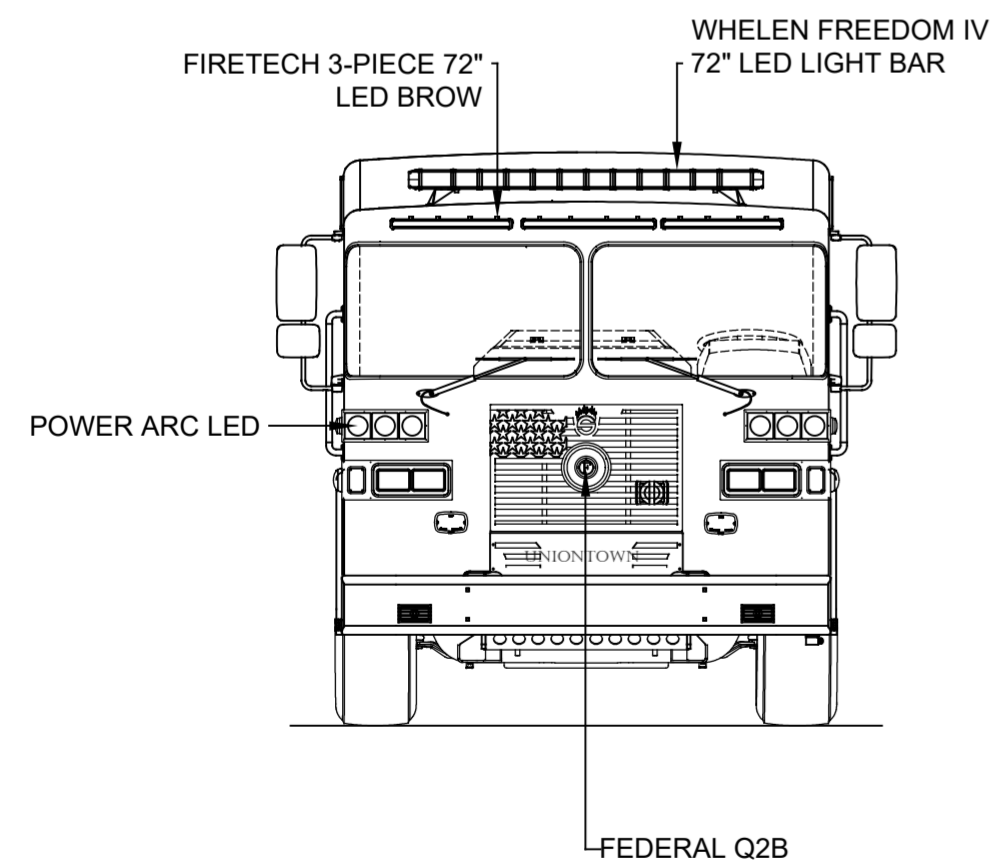
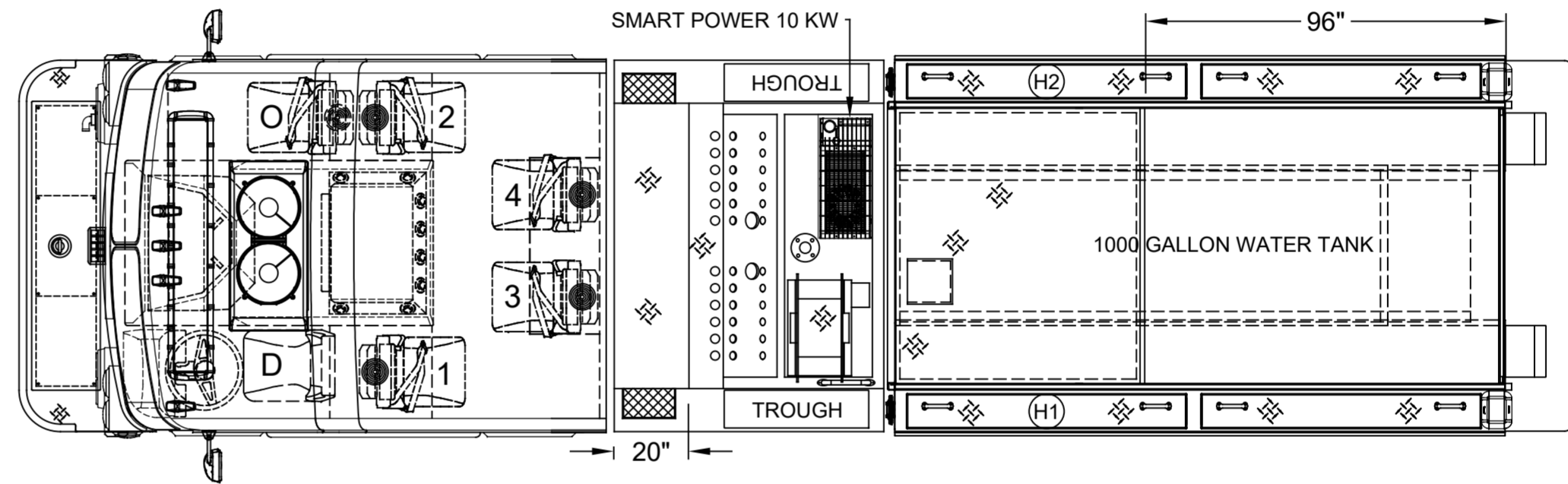


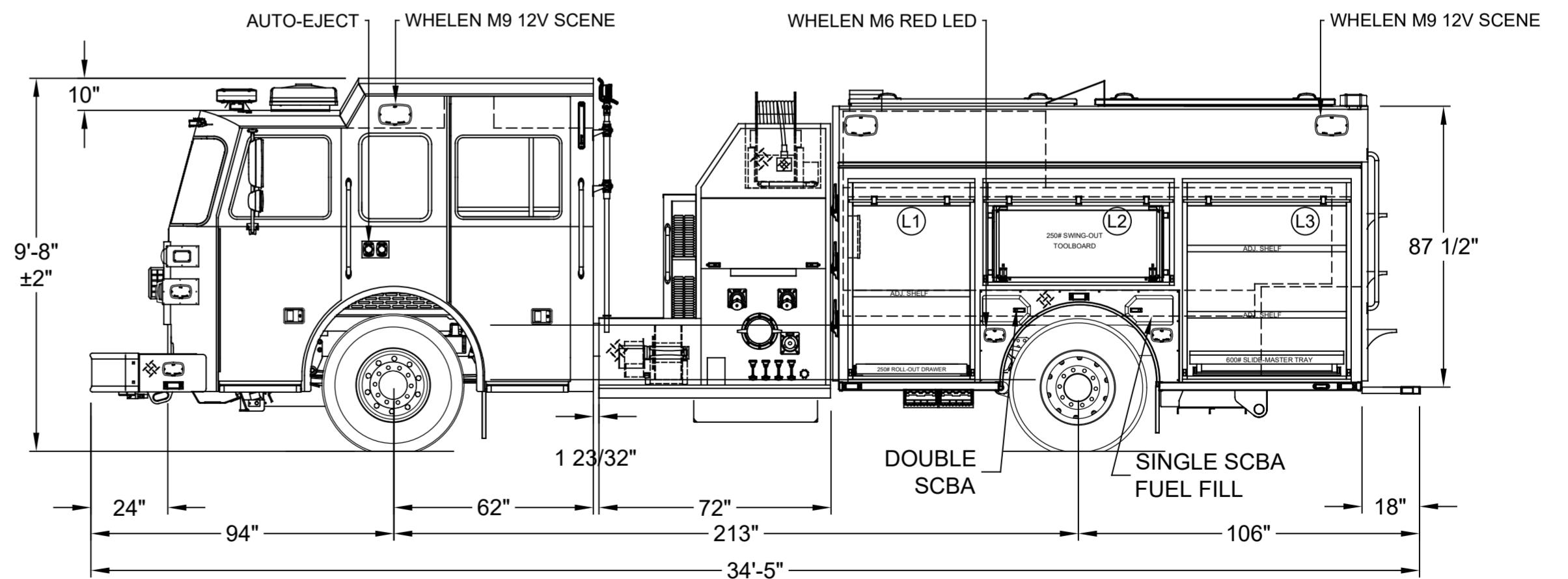
HOSEBED
 -1000' OF 4"
 -800' OF 3"
 -300' OF 1.75"



LEFT SIDE COMPARTMENTS				
COMPT	DOORS	OPENING DIMENSIONS	INSIDE DIMENSIONS	VOLUME
L1	ROLL-UP	37.5"w X 55.4"h	43.1"w X 66"h X 25.8"d	38.7 CU. FT. (10'h X 10.5"d UPPER)
L2	ROLL-UP	57.5"w X 26.2"h	61.6"w X 36.8"h X 25.8"d	28.4 CU. FT. (10'h X 10.5"d UPPER)
L3	ROLL-UP	50.5"w X 55.4"h	53.4"w X 66"h X 25.8"d	47.9 CU. FT. (10'h X 10.5"d UPPER)
H1	LIFT UP	(2) 75"w X 9.5"h	162"w X 17.3"h X 12.5"d	20.3 CU. FT.
RIGHT SIDE COMPARTMENTS				
COMPT	DOORS	OPENING DIMENSIONS	INSIDE DIMENSIONS	VOLUME
R1	ROLL-UP	37.5"w X 55.4"h	43.1"w X 66"h X 25.8"d	38.7 CU. FT. (10'h X 10.5"d UPPER)
R2	ROLL-UP	57.5"w X 26.2"h	61.6"w X 36.8"h X 25.8"d	28.4 CU. FT. (10'h X 10.5"d UPPER)
R3	ROLL-UP	50.5"w X 55.4"h	53.4"w X 66"h X 25.8"d	47.9 CU. FT. (10'h X 10.5"d UPPER)
H2	LIFT-UP	(2) 75"w X 9.5"h	162"w X 17.3"h X 12.5"d	20.3 CU. FT.
REAR STEP COMPARTMENT				
COMPT	DOORS	OPENING DIMENSIONS	INSIDE DIMENSIONS	VOLUME
A1	ROLL-UP	40.5"w X 18.8"h	28"h X 43"w X 31"d	21.6 CU. FT.
TOTAL:				251.4 CU.FT.



TWO TONE CAB & BODY
 BLACK OVER RED



DIMENSIONS SHOWN ON THIS DRAWING ARE APPROXIMATE AND ARE SUBJECT TO MINOR DEVIATIONS DURING CONSTRUCTION.

IN THE EVENT OF A DISCREPANCY BETWEEN THE SUTPHEN SPECIFICATIONS AND DRAWING, THE SUTPHEN SPECIFICATIONS SHALL PREVAIL.

DRAWING IS FOR REFERENCE ONLY. SOME ITEMS PROPOSED MAY NOT BE SHOWN OR NOTED.

CUSTOMER APPROVAL

NAME: _____

TITLE: _____

DATE: _____

REV.	DESCRIPTION	BY	DATE
E	**REV-E** SHOP ORDER- CHANGE REAR FENDER SCBA STORAGE	SED	10/20/20
C	**REV-C** SHOP ORDER- DELETE LETTERING AND CHANGE CHEVRON COLOR	SED	4/13/20
B	**REV-B** SHOP ORDER- PAINT A/C CONDENSOR ROOF COLOR	SED	4/13/20
A	**REV-A** SHOP ORDER	TF	12/04/19

DRAWN BY:
S.DORFMAN

DATE:
07/29/19

MFG. FACILITY:
EAST

SUTPHEN

UNION GROVE FIRE DEPARTMENT
 UNION GROVE, NC

CUSTOM PUMPER - PA-19

DWG. NO.: HS-6595