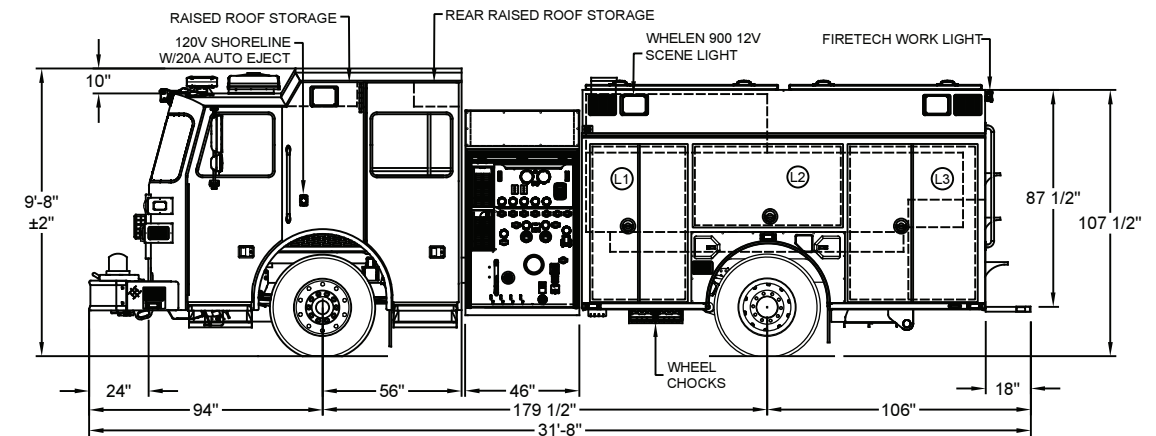
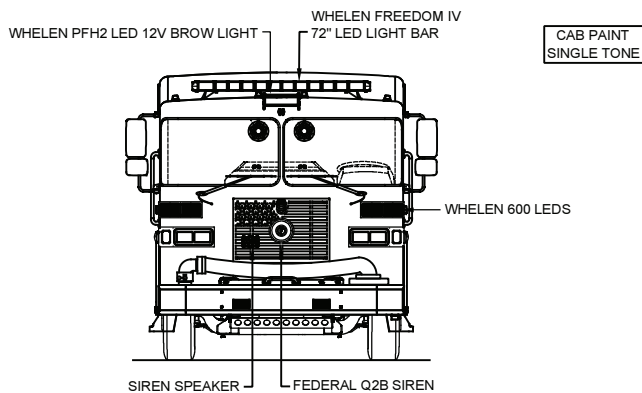
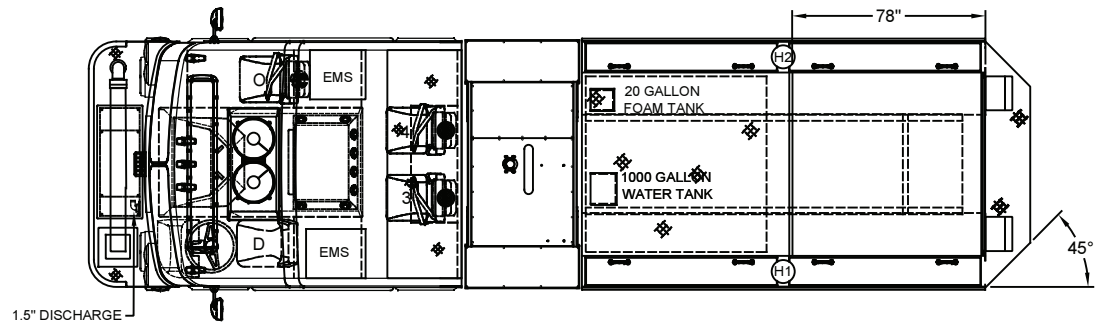


LEFT SIDE COMPARTMENTS				
COMPT	DOORS	OPENING DIMENSIONS	INSIDE DIMENSIONS	VOLUME
L1	SINGLE	35.5" w X 58.4" h	43.1" w X 66" h X 25.8" d	39.6 CU. FT. (7.5" h X 10.5" d UPPER)
L2	LIFT-UP	55" w X 31.9" h	61.6" w X 36.8" h X 25.8" d	29.8 CU. FT. (7.5" h X 10.5" d UPPER)
L3	DOUBLE	48.5" w X 58.4" h	53.4" w X 66" h X 25.8" d	49.1 CU. FT. (7.5" h X 10.5" d UPPER)
H1	LIFT-UP	(2) 75" w X 9.5" h	162" w X 17.3" h X 12.5" d	20.3 CU. FT.

RIGHT SIDE COMPARTMENTS				
COMPT	DOORS	OPENING DIMENSIONS	INSIDE DIMENSIONS	VOLUME
R1	SINGLE	37.5" w X 58.4" h	43.1" w X 66" h X 25.8" d	39.6 CU. FT. (7.5" h X 10.5" d UPPER)
R2	LIFT-UP	55" w X 31.9" h	61.6" w X 36.8" h X 25.8" d	29.8 CU. FT. (7.5" h X 10.5" d UPPER)
R3	DOUBLE	48.5" w X 58.4" h	53.4" w X 66" h X 25.8" d	49.1 CU. FT. (7.5" h X 10.5" d UPPER)
H2	LIFT-UP	(2) 75" w X 9.5" h	162" w X 17.3" h X 12.5" d	20.3 CU. FT.

REAR STEP COMPARTMENT				
COMPT	DOORS	OPENING DIMENSIONS	INSIDE DIMENSIONS	VOLUME
A1		40.5" w X 24.5" h	43" w X 28" h X 31" d	21.6 CU. FT.
TOTAL:				299.0 CU. FT.



DIMENSIONS SHOWN ON THIS DRAWING ARE APPROXIMATE AND ARE SUBJECT TO MINOR DEVIATIONS DURING CONSTRUCTION.

IN THE EVENT OF A DISCREPANCY BETWEEN THE SUTPHEN SPECIFICATIONS AND DRAWING, THE SUTPHEN SPECIFICATIONS SHALL PREVAIL.

DRAWING IS FOR REFERENCE ONLY. SOME ITEMS PROPOSED MAY NOT BE SHOWN OR NOTED.

CUSTOMER APPROVAL

NAME: _____

TITLE: _____

DATE: _____

REV	DESCRIPTION	BY	DATE
E	COMPONENT REPORT UPDATED	MJC	04/12/22
E	MINOR CORRECTIONS TO COMPT. DIMENSIONS BLOCK ON DWG INDICATING THE S9 COMPARTMENT DEPTHS OF 25.8\"/>		

DRAWN BY: M. CLARK

DATE: 5/21/20

MFG. FACILITY: DUBLIN

SUTPHEN

SUTTONS BAY BINGHAM FIRE RESCUE
SUTTONS BAY, MI

CUSTOM PUMPER - (S9)

DWG NO: HS-6909