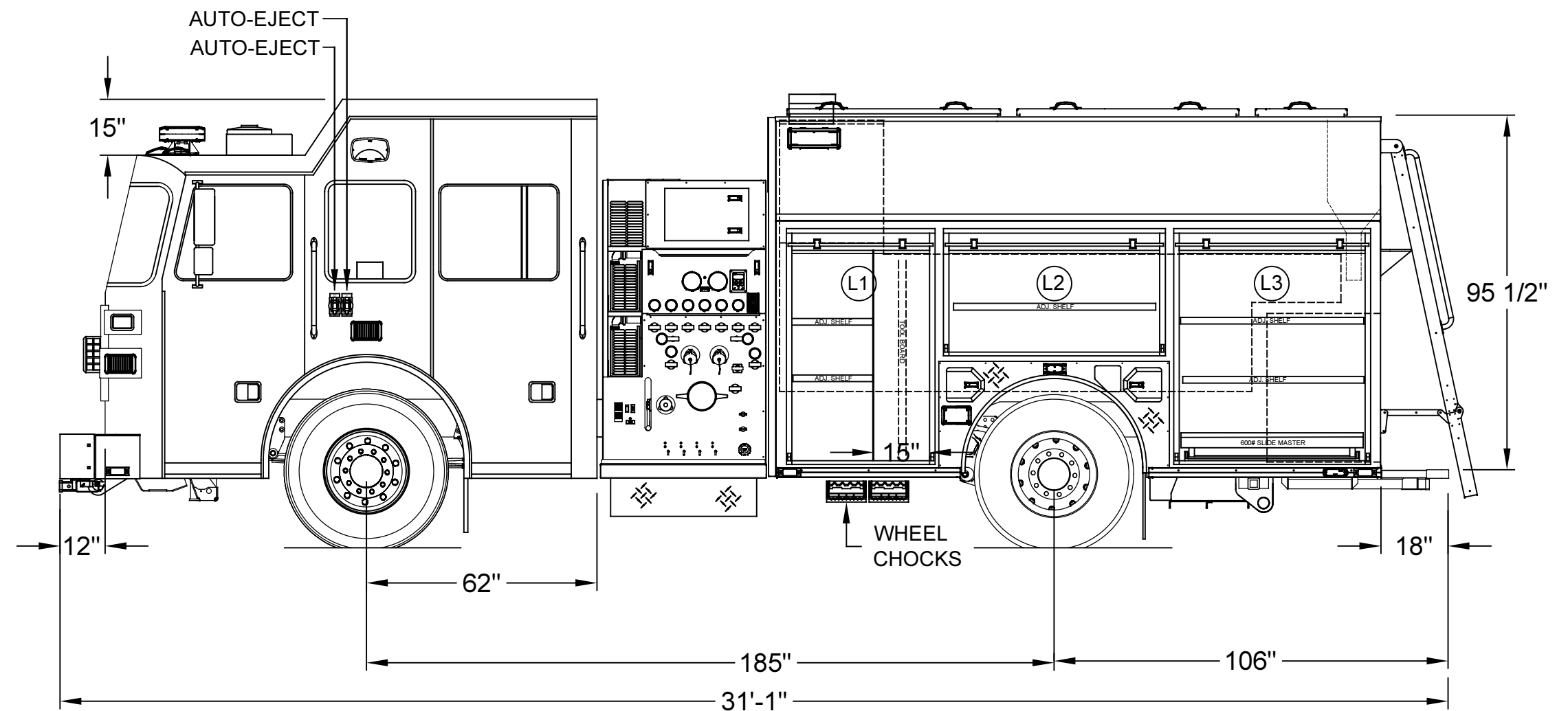
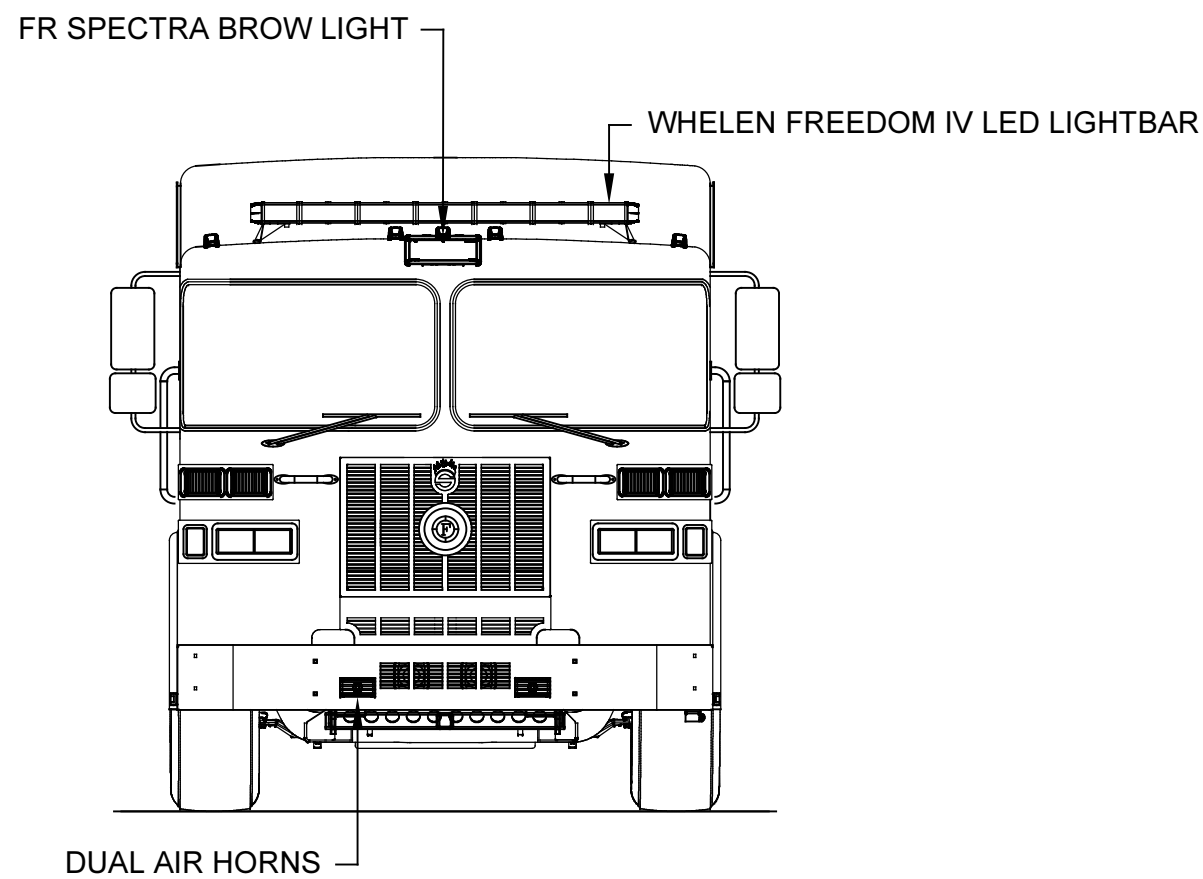
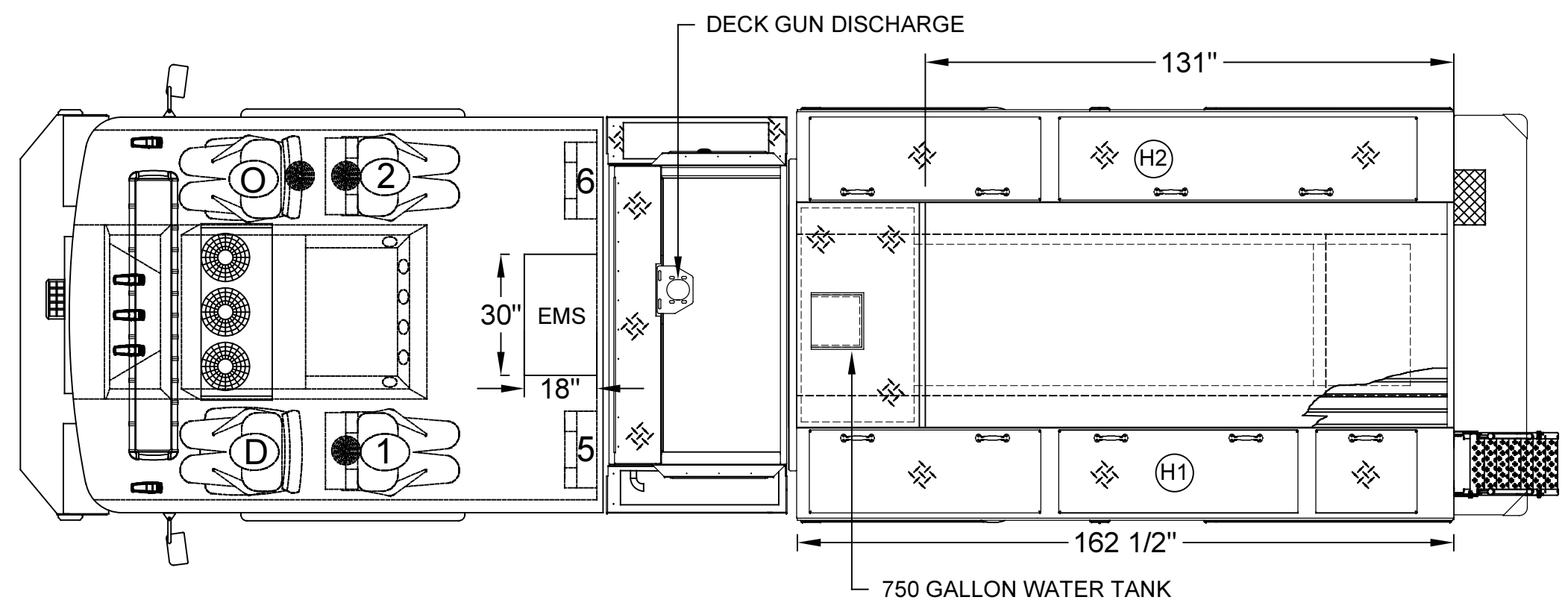


LEFT SIDE COMPARTMENTATION				
COMPT	DOORS	OPENING DIMENSIONS	INSIDE DIMENSIONS	VOLUME
L1	ROLL-UP	37" w X 56 7/8" h	43" w X 66" h X 27 1/4" d	42.2 CU. FT.
L2	ROLL-UP	57" w X 27 5/8" h	61 1/2" w X 36 1/2" h X 27 1/4" d	32.1 CU. FT.
L3	ROLL-UP	50" w X 56 7/8" h	53 1/2" w X 66" h X 27 1/4" d	52.5 CU. FT.
H1	LIFT-UP		162" L X 26" H X 21" W	51.1 CU. FT.

RIGHT SIDE COMPARTMENTATION				
COMPT	DOORS	OPENING DIMENSIONS	INSIDE DIMENSIONS	VOLUME
R1	ROLL-UP	37" w X 56 7/8" h	43" w X 66" h X 27 1/4" d (16" d upper)	33.7 CU. FT.
R2	ROLL-UP	57" w X 27 5/8" h	61 1/2" w X 36 1/2" h X 16" d	18.6 CU. FT.
R3	ROLL-UP	50" w X 56 7/8" h	53 1/2" w X 66" h X 27 1/4" d (16" d upper)	41.6 CU. FT.
H2	LIFT-UP		162" L X 26" H X 21" W	51.1 CU. FT.

REAR STEP COMPARTMENTS				
COMPT	DOORS	OPENING DIMENSIONS	INSIDE DIMENSIONS	VOLUME
A1	ROLL-UP	37 1/2" w X 31" h	40" h X 40" w X 30 1/2" d	27 CU. FT.

TOTAL STORAGE: 349.9 CU.FT.



DIMENSIONS SHOWN ON THIS DRAWING ARE APPROXIMATE AND ARE SUBJECT TO MINOR DEVIATIONS DURING CONSTRUCTION.

CUSTOMER APPROVAL

NAME: _____
 TITLE: _____
 DATE: _____

REV.	DESCRIPTION	BY	DATE
B	REV-B.SHOP.ORDER	JM	11/28/17
A	REV-A.SHOP.ORDER	JM	11/08/17

DRAWN BY:
J.MORGAN
 DATE:
09/08/17
 MFG. FACILITY:
DUBLIN



FORT MYERS BEACH FIRE DEPARTMENT

CUSTOM PUMPER - S6 BODY

DWG. NO.: HS-6110

THIS PRINT IS PROVIDED ON A RESTRICTED BASIS AND IS NOT TO BE USED IN ANY WAY DETRIMENTAL TO THE INTEREST OF SUTPHEN CORPORATION.