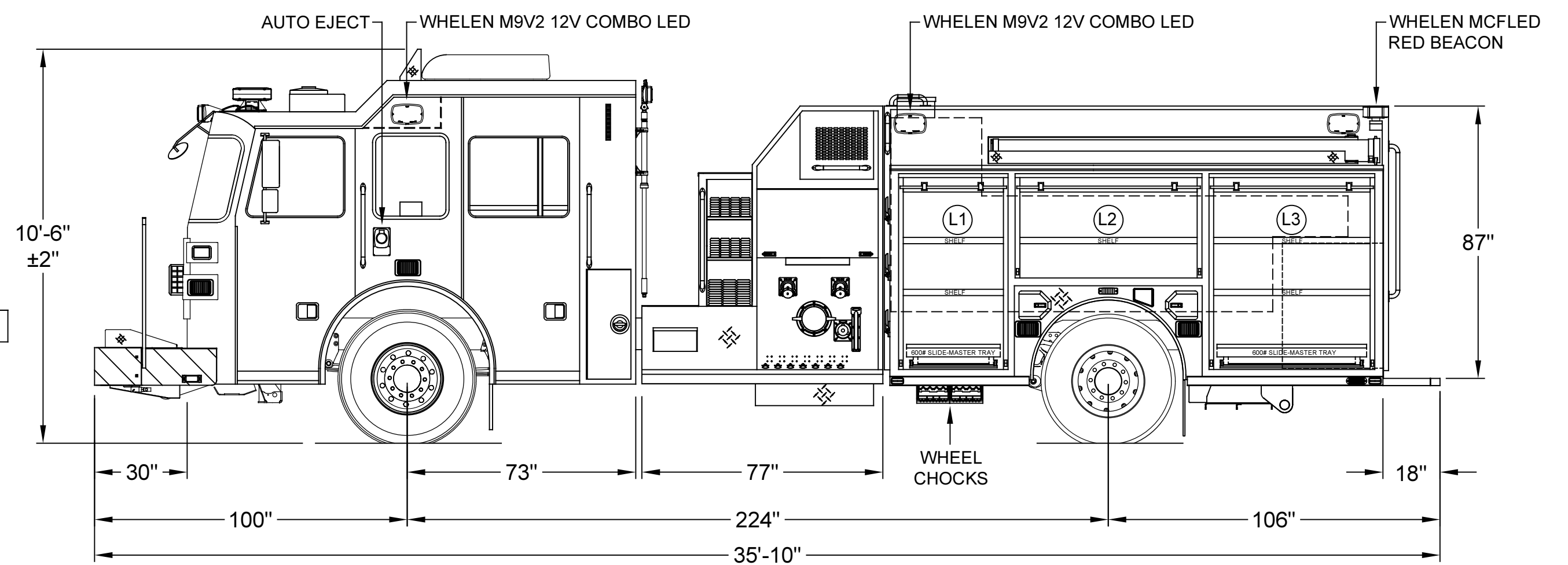
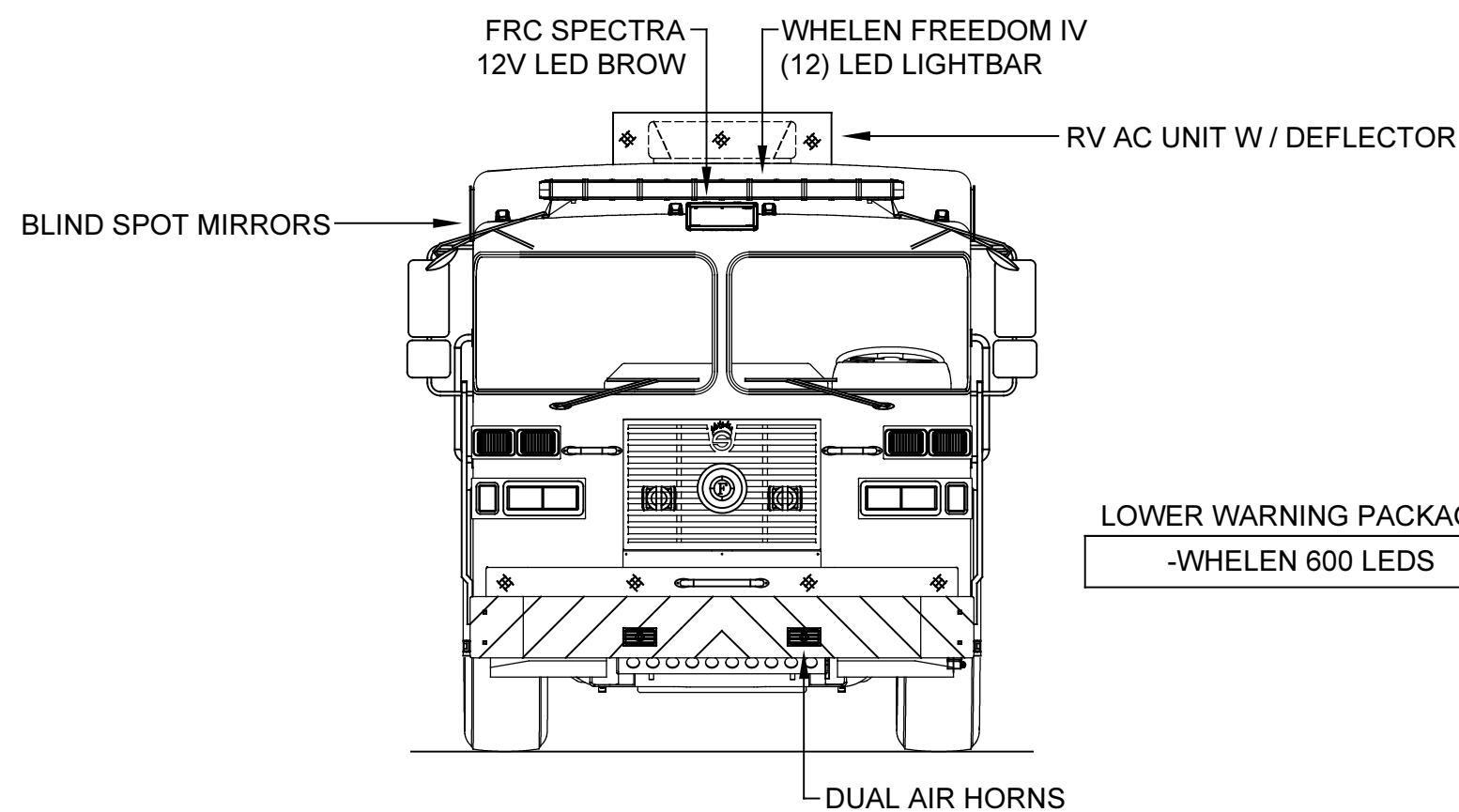
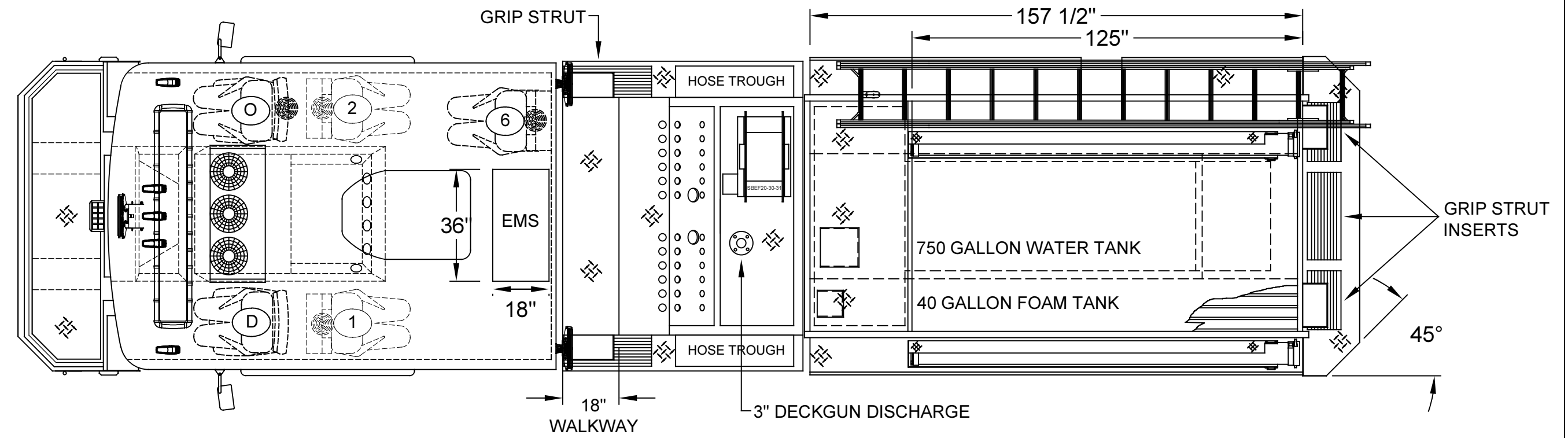


LEFT SIDE COMPARTMENTATION				
COMPT	DOORS	OPENING DIMENSIONS	INSIDE DIMENSIONS	VOLUME
L1	ROLL-UP	32" w X 56 7/8" h	38 1/2" w X 66" h X 27 1/4" d	36 CU. FT.
L2	ROLL-UP	57" w X 27 5/8" h	61 1/2" w X 36 1/2" h X 27 1/4" d	30 CU. FT.
L3	ROLL-UP	50" w X 56 7/8" h	53 1/2" w X 66" h X 27 1/4" d	55 CU. FT.

RIGHT SIDE COMPARTMENTATION				
COMPT	DOORS	OPENING DIMENSIONS	INSIDE DIMENSIONS	VOLUME
R1	ROLL-UP	32" w X 56 7/8" h	38 1/2" w X 66" h X 27 1/4" d	36 CU. FT.
R2	ROLL-UP	39 1/2" w X 27 5/8" h	44" w X 36 1/2" h X 27 1/4" d	25 CU. FT.
R3	ROLL-UP	50" w X 56 7/8" h	53 1/2" w X 66" h X 27 1/4" d	55 CU. FT.

REAR STEP COMPARTMENTS				
COMPT	DOORS	OPENING DIMENSIONS	INSIDE DIMENSIONS	VOLUME
A1	ROLL-UP	37 1/2" w X 31" h	40" h X 40" w X 30 1/2" d	27 CU. FT.

TOTAL: 264 CU. FT.



DIMENSIONS SHOWN ON THIS DRAWING ARE APPROXIMATE AND ARE SUBJECT TO MINOR DEVIATIONS DURING CONSTRUCTION.

CUSTOMER APPROVAL

NAME: _____

TITLE: _____

DATE: _____

D POST-PRODUCTION REVISION TO REFLECT FINAL PRODUCT

RM

06/04/18

DRAWN BY:

R. MILLER

C FRONT BUMPER CHANGED TO FULL STEEL WRAP ON DWG ; BLACK SCORPION ON TOP LIP OF BUMPER

RM

02/19/18

DATE:

05/10/17

B CLARIFICATIONS MADE FOR INTAKE PRESSURE CONTROL ; ADDED HALE THERMAL RELIEF VALVE WITH LIGHT AT PUMP PANEL

RM

02/02/18

A REV-A SHOP ORDER

RM

06/06/17

MFG. FACILITY:

DUBLIN

REV. DESCRIPTION

BY

DATE

THIS PRINT IS PROVIDED ON A RESTRICTED BASIS AND IS NOT TO BE USED IN ANY WAY DETRIMENTAL TO THE INTEREST OF SUTPHEN CORPORATION.



FORT LAUDERDALE FIRE RESCUE
FORT LAUDERDALE, FL

CUSTOM PUMPER - MODIFIED PA-13 BODY

DWG. NO.:

HS-6078