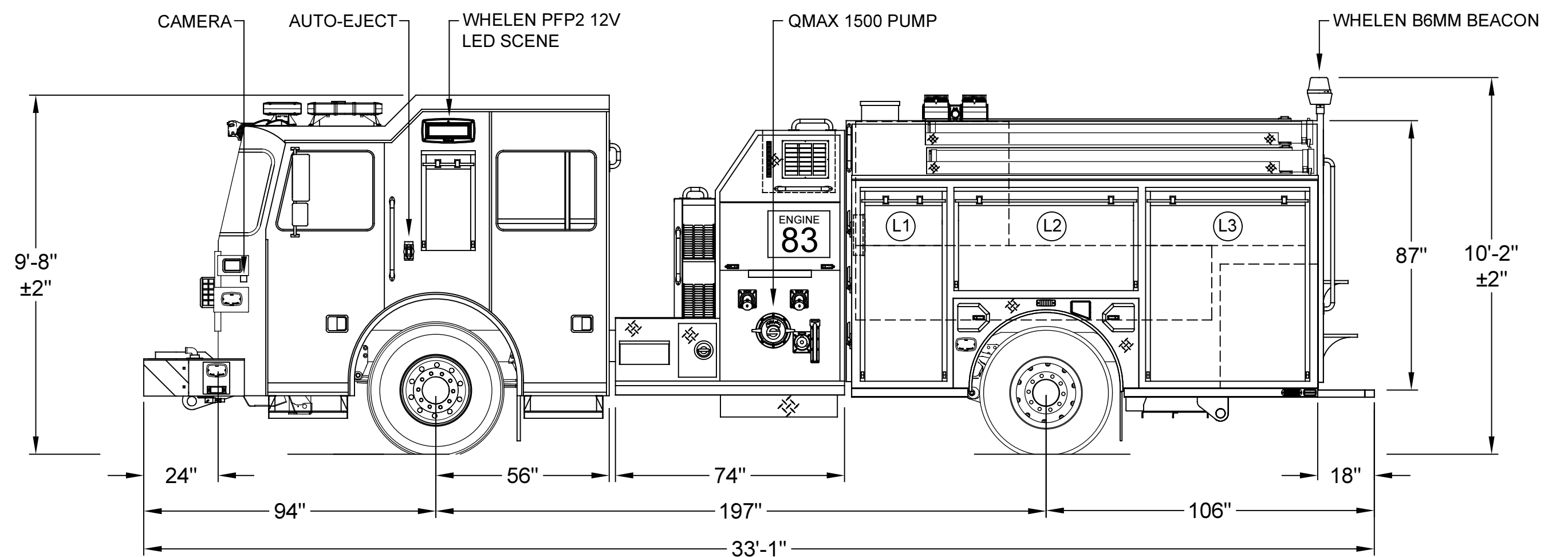
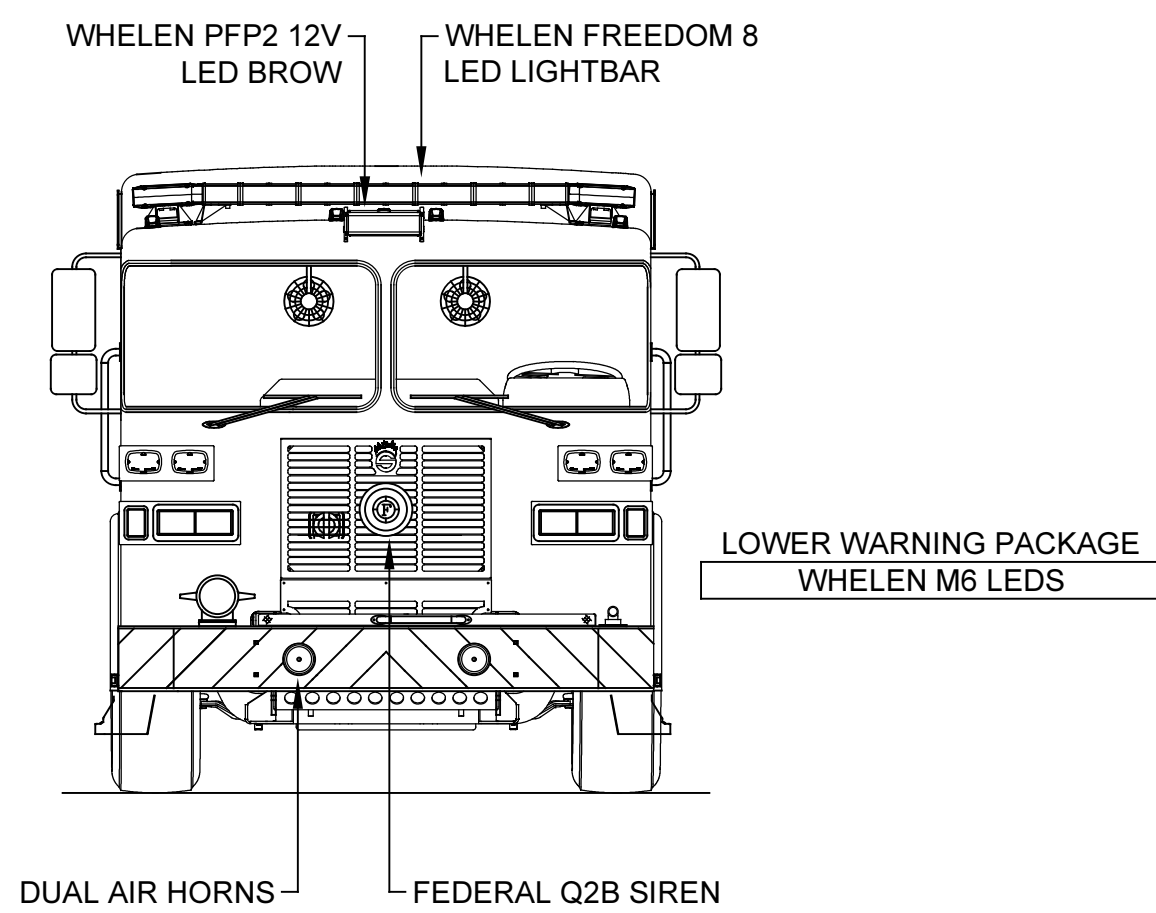
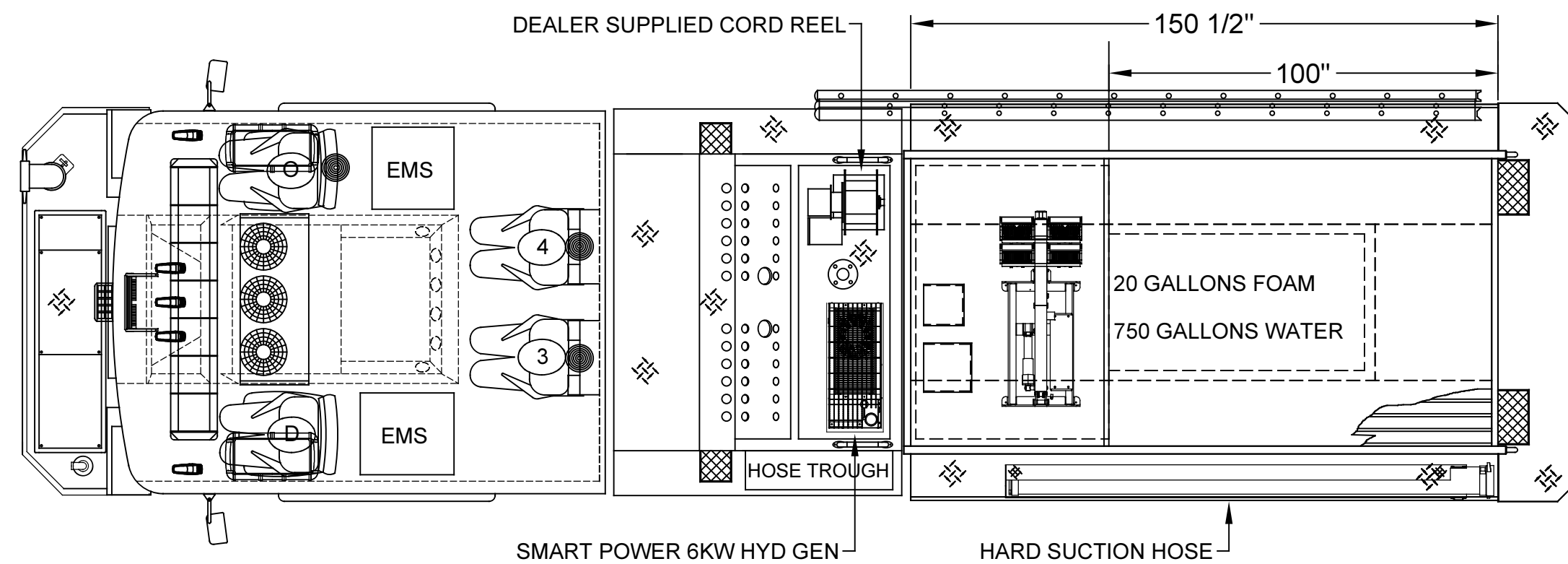


LEFT SIDE COMPARTMENTS				
COMPT	DOORS	OPENING DIMENSIONS	INSIDE DIMENSIONS	VOLUME
L1	ROLL-UP	25\"w X 56 7/8\"h	31\"w X 66\"h X 27 1/4\"d	32 CU. FT.
L2	ROLL-UP	57\"w X 27 5/8\"h	61 1/2\"w X 36 3/4\"h X 27 1/4\"d	35 CU. FT.
L3	ROLL-UP	50\"w X 56 7/8\"h	53 1/2\"w X 66\"h X 27 1/4\"d	55 CU. FT.

RIGHT SIDE COMPARTMENTS				
COMPT	DOORS	OPENING DIMENSIONS	INSIDE DIMENSIONS	VOLUME
R1	ROLL-UP	25\"w X 50 7/8\"h	31\"w X 60\"h X 27 1/4\"d	29 CU. FT.
R2	ROLL-UP	57\"w X 21 5/8\"h	61 1/2\"w X 30 3/4\"h X 27 1/4\"d	29 CU. FT.
R3	ROLL-UP	50\"w X 50 7/8\"h	53 1/2\"w X 60\"h X 27 1/4\"d	50 CU. FT.

REAR STEP COMPARTMENT				
COMPT	DOORS	OPENING DIMENSIONS	INSIDE DIMENSIONS	VOLUME
A1	ROLL-UP	37 1/2\"w X 31\"h	40\"h X 40\"w X 30\"d	27 CU. FT.
TOTAL:				257 CU.FT.



DIMENSIONS SHOWN ON THIS DRAWING ARE APPROXIMATE AND ARE SUBJECT TO MINOR DEVIATIONS DURING CONSTRUCTION.

IN THE EVENT OF A DISCREPANCY BETWEEN THE SUTPHEN SPECIFICATIONS AND DRAWING, THE SUTPHEN SPECIFICATIONS SHALL PREVAIL.

DRAWING IS FOR REFERENCE ONLY. SOME ITEMS PROPOSED MAY NOT BE SHOWN OR NOTED.

CUSTOMER APPROVAL

NAME: _____

TITLE: _____

DATE: _____

REV.	DESCRIPTION	BY	DATE
F	POST-PRODUCTION REVISION TO REFLECT FINAL PRODUCT	RM	04/16/18
E	ADDED NUMBER PLATES FOR PUMP PANEL SIDES AND MADE A COUPLE OF DWG IMPROVEMENTS	RM	04/11/18
D	MID-INSPECTION UPDATES ; AUXILIARY CAB STEPS ADDED ; LIGHT IN GLOVE BOX ; NUMBER PLATE ON REAR OF BODY	RM	03/15/18
C	COLOR CODING FOR BEZELS ; A1 DOOR CLARIFICATION	RM	10/05/17

THIS PRINT IS PROVIDED ON A RESTRICTED BASIS AND IS NOT TO BE USED IN ANY WAY DETRIMENTAL TO THE INTEREST OF SUTPHEN CORPORATION.

DRAWN BY:	R. MILLER
DATE:	03/10/17
MFG. FACILITY:	DUBLIN

PEACHTREE CITY FIRE DEPARTMENT
PEACHTREE CITY, GA

CUSTOM PUMPER - PA-01 BODY

DWG. NO.: HS-6001