

(8) SCBA Bottle Storage

Manual Porta Tank Rack
With 3000 Gallon Porta Tank

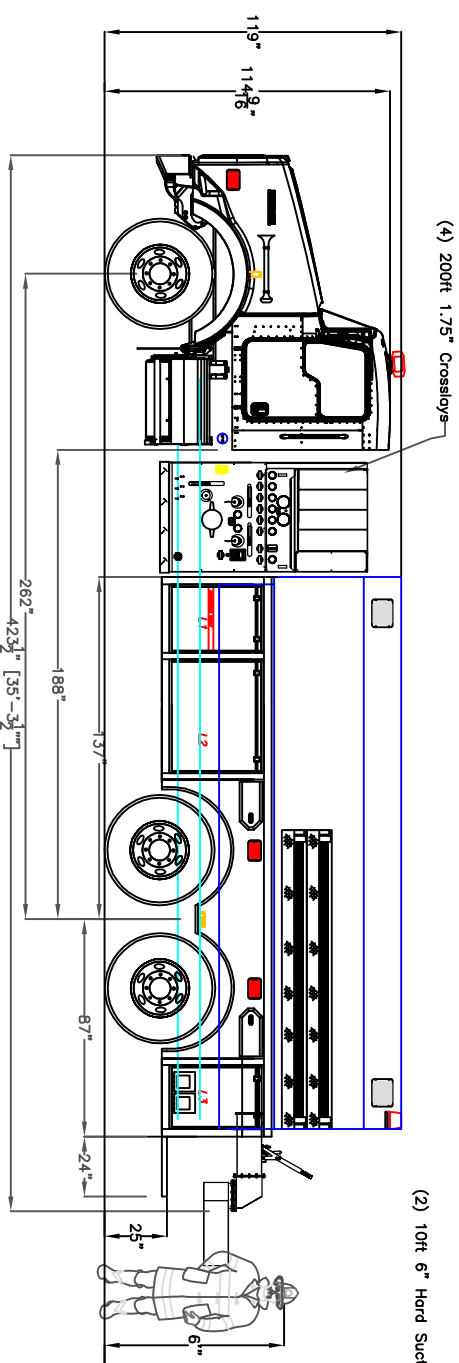
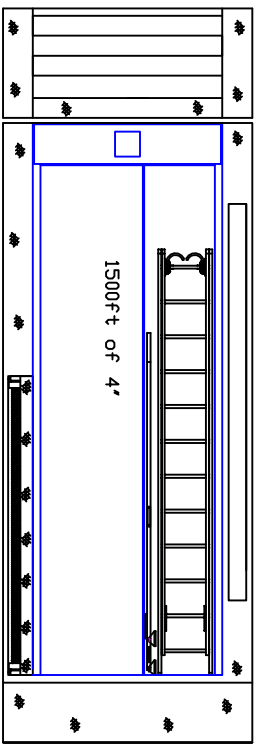
Kenworth T800 Chassis

Whelen 60" Freedom Lightbar

(9) Whelen 800 LED Warning Lights

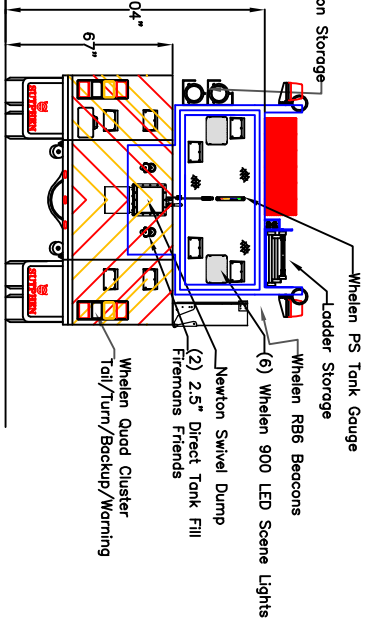
Left Side Compartmentation			
Comp't	Boars	Opening Dimensions	Inside Dimensions
L1	RAI Up	63x65	50x40x42.5
L2	RAI Up	43x65	30x40x42.5
L3	RAI Up	23x65	30x40x42.5
Right Side Compartmentation			
Comp't	Boars	Opening Dimensions	Inside Dimensions
R1	RAI Up	23x65	30x40x42.5
R2	RAI Up	43x65	30x40x42.5
R3	RAI Up	63x65	30x40x42.5
Total Volume			145.00 FT ³

Hale Qrio 1250 single stage
Water Tank Capacity 3000 gal



(4) 200ft 1.75" Crosslays

(2) 10ft 6" Hard Suction Storage



Whelen PS Tank Gauge

Ladder Storage

Whelen RB6 Beacons

Whelen 900 LED Scene Lights

Newton Swivel Dump

(2) 2.5" Direct Tank Fill

Firearms Friends

Whelen Quad Cluster
Tail/Turn/Backup/Warning

DIMENSIONS SHOWN ON THIS DRAWING ARE APPROXIMATE AND ARE SUBJECT TO MINOR DEVIATIONS DURING CONSTRUCTION.

IN THE EVENT OF A DISCREPANCY BETWEEN THE SUPPHEM SPECIFICATIONS AND DRAWING, THE SUPPHEM SPECIFICATIONS SHALL PREVAIL. DRAWING IS FOR REFERENCE ONLY. SOME ITEMS PROPOSED MAY NOT BE SHOWN OR NOTED.

CUSTOMER APPROVAL

NAME: _____ DATE: _____

TITLE: _____

REV: **B**

DATE: **7-19-2018**

DESCRIPTION: **UPDATED HEIGHT**

BY: **AJS**

DATE: _____

DRAWN BY: **J. Gordon**

DATE: **02/02/2017**

WORK FACILITY: **SUPPHEM EAST**

PROJECT NO.: **WHITE LAKE, NY**

P.O. Box 16, 301 Supphem Place
White Lake, MI 48384-1720
945-659-4720

SUPPHEM EAST

New Albany Fire Company
New Albany, PA

Commercial Aluminum Weldable Tanker/Tanker