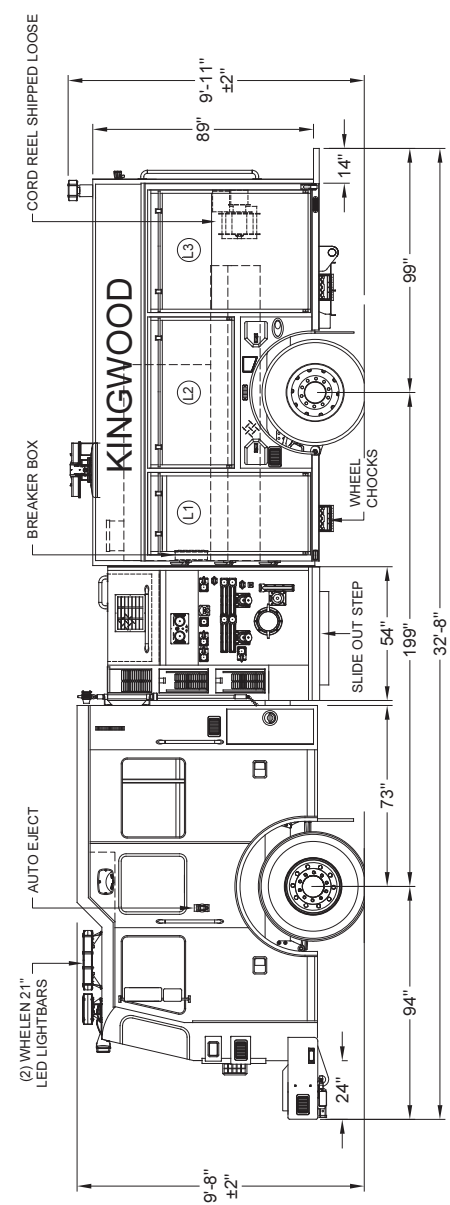
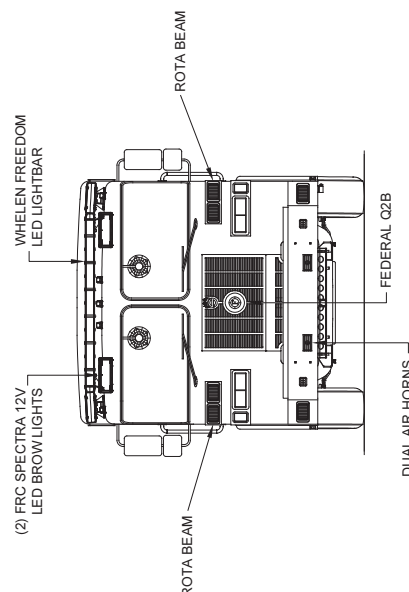
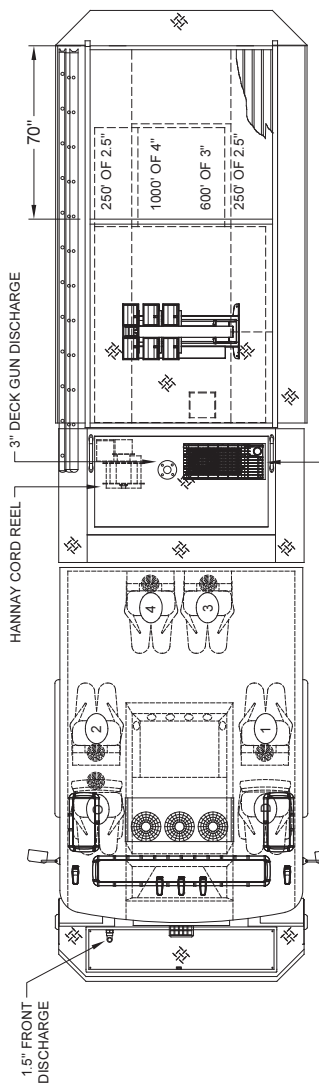


COMPT	DOORS	OPENING DIMENSIONS	INSIDE DIMENSIONS	VOLUME
L1	ROLL-UP	30.5"W X 57.4"H	36.1"W X 66"H X 27.3"D	34.2 CU. FT.
L2	ROLL-UP	57.5"W X 28.2"H	61.6"W X 36.8"H X 10.5"D	13.8 CU. FT.
L3	ROLL-UP	45.5"W X 47.4"H	48.4"W X 66"H X 27.3"D	38.2 CU. FT.

COMPT	DOORS	OPENING DIMENSIONS	INSIDE DIMENSIONS	VOLUME
R1	ROLL-UP	30.5"W X 38.9"H	36.1"W X 66"H X 27.3"D	21.0 CU. FT.
R2	ROLL-UP	57.5"W X 12.0"H	61.6"W X 20.3"H X 12.5"D	8.8 CU. FT.
R3	ROLL-UP	50.5"W X 38.9"H	48.4"W X 46.7"H X 27.3"D	28.1 CU. FT.

COMPT	DOORS	OPENING DIMENSIONS	INSIDE DIMENSIONS	VOLUME
A1	ROLL-UP	37.5"W X 32.9"H	40.7"W X 46"W X 25.9"D	24.1 CU. FT.
				<b>TOTAL: 169.9 CU. FT.</b>



**SUTPHEN**  
KINGWOOD V.F.D.  
KINGWOOD, WV  
CUSTOM PUMPER - PA-08 BODY  
HS-0256

THIS PRINT IS PROVIDED ON A RESTRICTED BASIS AND IS NOT TO BE USED IN ANY WAY DETRIMENTAL TO THE INTEREST OF SUTPHEN CORPORATION.

REV	DESCRIPTION	DATE	BY	RM
I	POST-PRODUCTION REVISION TO REFLECT FINAL PRODUCT	06/14/19	J.MORGAN	RM
H	MULTIPLE ADJUSTMENTS TO DWG AND COMPONENT REPORT CLARIFICATIONS - SEE SO REVISION EMAIL OR CHANGE SUMMARY	05/22/19	J.MORGAN	RM
G	COLOR CODING AND LABELING CHANGES FROM MID-INSPECTION	07/05/18	J.MORGAN	RM
F	SEVERAL UPDATES - SEE SHOP ORDER CHANGE SUMMARY	03/29/19	J.MORGAN	RM

DIMENSIONS SHOWN ON THIS DRAWING ARE APPROXIMATE AND ARE SUBJECT TO MINOR DEVIATIONS DURING CONSTRUCTION. IN THE EVENT OF A DISCREPANCY BETWEEN THE SUTPHEN SPECIFICATIONS AND DRAWING, THE SUTPHEN SPECIFICATIONS SHALL PREVAIL. DRAWING IS FOR REFERENCE ONLY. SOME ITEMS PROPOSED MAY NOT BE SHOWN OR NOTED.

CUSTOMER APPROVAL

NAME: \_\_\_\_\_ TITLE: \_\_\_\_\_ DATE: \_\_\_\_\_