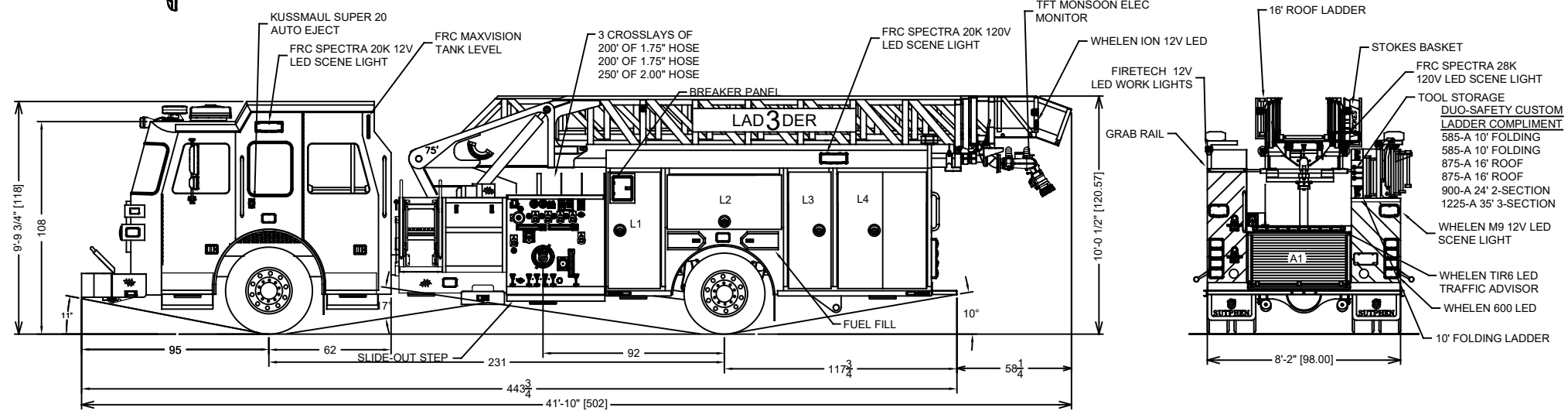
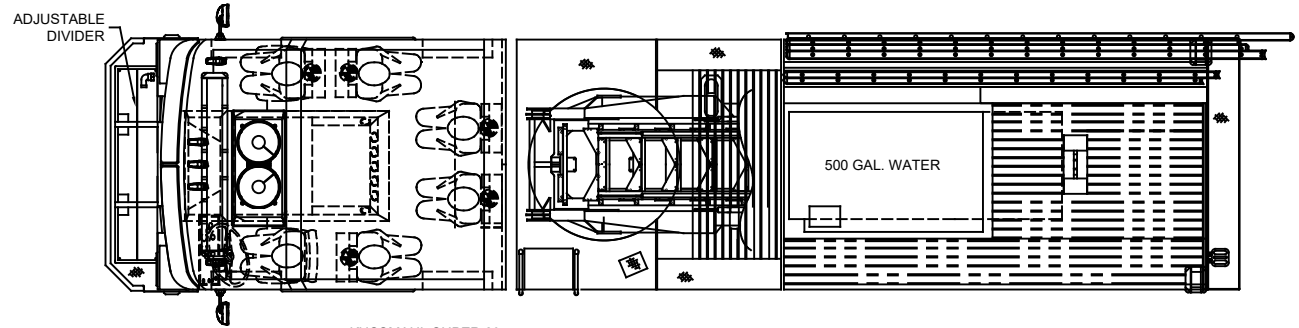
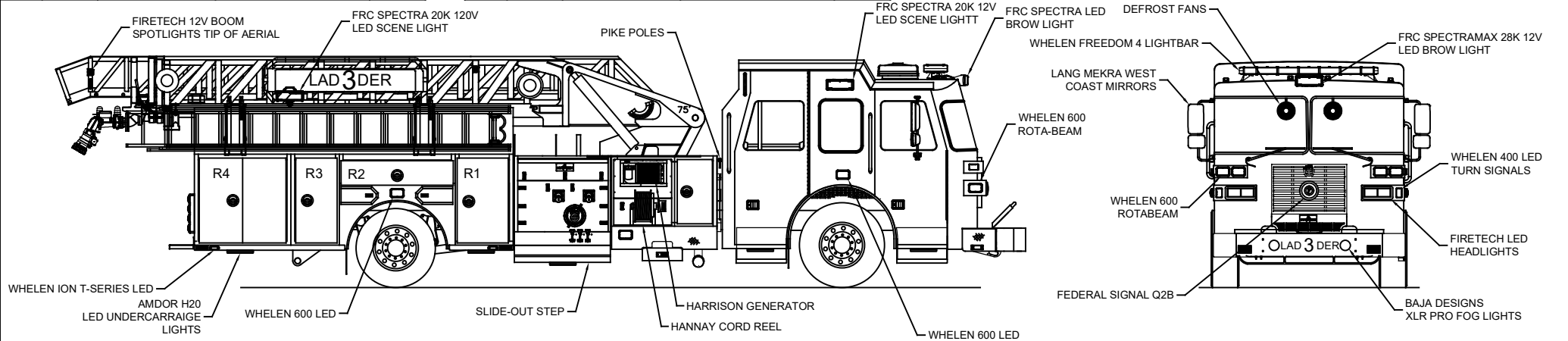


COMPT	DOORS	OPENING DIMENSIONS	INSIDE DIMENSIONS	VOLUME
L1	HINGED	22.75"W x 53.00"H	29.75"W x 59.00"H x 17.75"D	18.02 CU. FT.
L2	HINGED	51.50"W x 24.00"H	60.00"W x 28.25"H x 17.75"D	17.41 CU. FT.
L3	HINGED	17.75"W x 53.00"H	24.75"W x 59.00"H x 17.75"D	14.99 CU. FT.
L4	HINGED	42.00"W x 53.00"H	47.25"W x 59.00"H x 17.75"D	28.63 CU. FT.
A1	ROLL-UP	44.50"W x 20.50"H	53.00"W x 29.75"H x 47.75"D	43.57 CU. FT.

COMPT	DOORS	OPENING DIMENSIONS	INSIDE DIMENSIONS	VOLUME
R1	HINGED	22.75"W x 38.00"H	29.75"W x 45.00"H x 22.75"D	17.62 CU. FT.
R2	HINGED	50.00"W x 9.25"H	60.00"W x 14.00"H x 22.75"D	11.05 CU. FT.
R3	HINGED	17.75"W x 38.00"H	22.75"W x 45.00"H x 22.75"D	13.47 CU. FT.
R4	HINGED	42.00"W x 38.00"H	47.25"W x 45.00"H x 22.75"D	27.99 CU. FT.
TOTAL VOLUME				192.75 CU. FT.



DIMENSIONS SHOWN ON THIS DRAWING ARE APPROXIMATE AND ARE SUBJECT TO MINOR DEVIATIONS DURING CONSTRUCTION.

IN THE EVENT OF A DISCREPANCY BETWEEN THE SUTPHEN SPECIFICATIONS AND DRAWING, THE SUTPHEN SPECIFICATIONS SHALL PREVAIL.

DRAWING IS FOR REFERENCE ONLY. SOME ITEMS PROPOSED MAY NOT BE SHOWN OR NOTED.

CUSTOMER APPROVAL

NAME: _____

TITLE: _____

DATE: _____

REV.	DESCRIPTION	BY	DATE
C.0	CHANGED RUB RAIL LIGHTS FROM 500S TO IONS	CAM	9/13/2021

DRAWN BY: APF

DATE: 04/21/2021

MFG. FACILITY: HILLIARD

CLAY FIRE DEPARTMENT
CLAY, NY

SL75
HS-7152