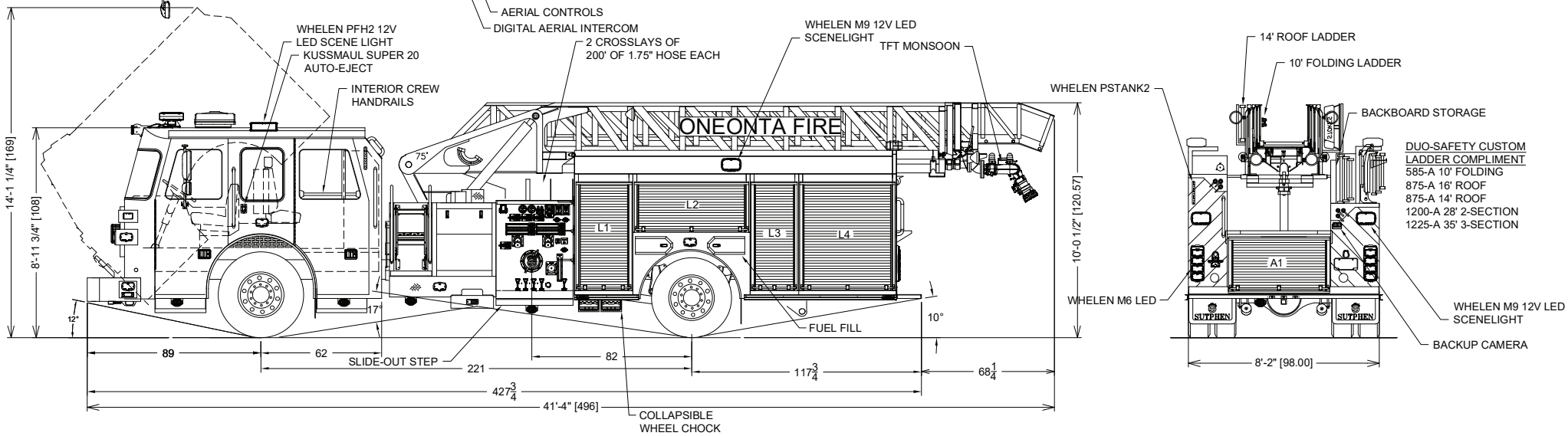
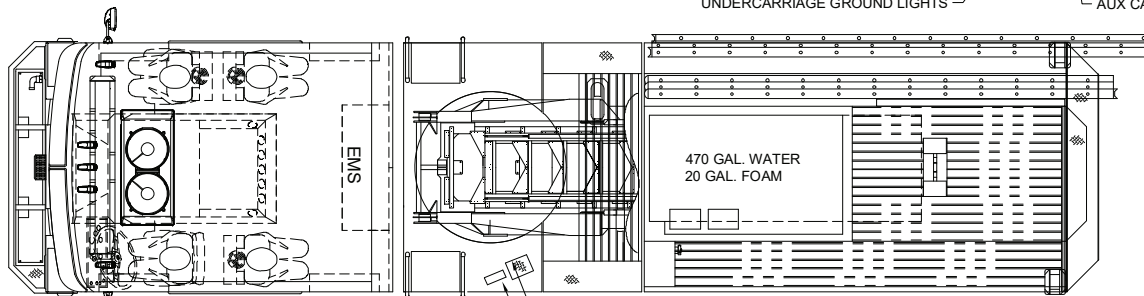
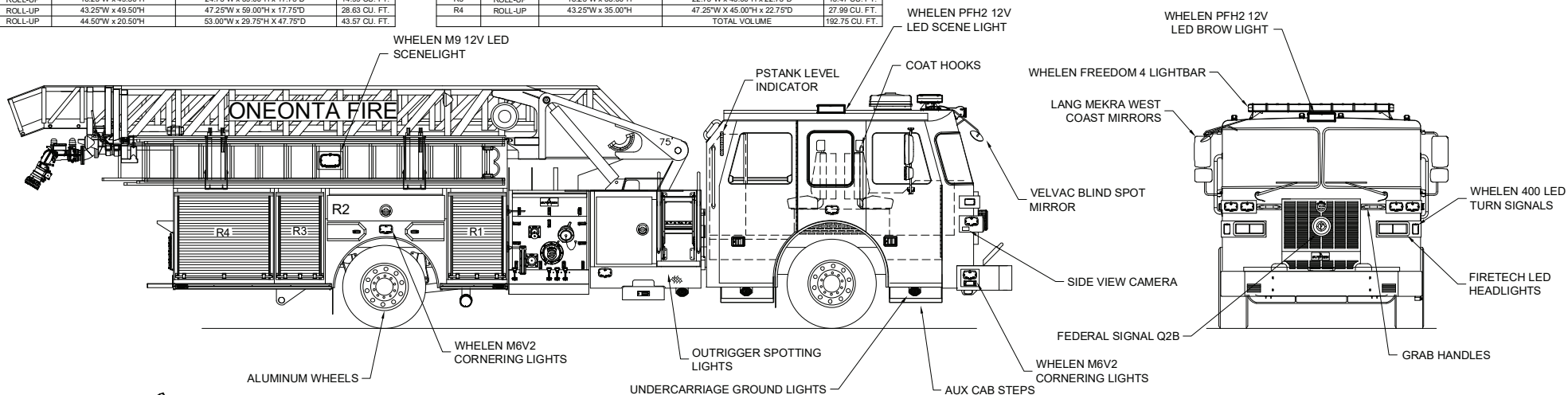


| COMPT | DOORS | OPENING DIMENSIONS | INSIDE DIMENSIONS | VOLUME |
|-------|---------|--------------------|-----------------------------|---------------|
| L1 | ROLL-UP | 23.25"W x 49.50"H | 29.75"W x 59.00"H x 17.75"D | 18.02 CU. FT. |
| L2 | ROLL-UP | 53.25"W x 19.50"H | 60.00"W x 28.25"H x 17.75"D | 17.41 CU. FT. |
| L3 | ROLL-UP | 18.25"W x 49.50"H | 24.75"W x 59.00"H x 17.75"D | 14.99 CU. FT. |
| L4 | ROLL-UP | 43.25"W x 49.50"H | 47.25"W x 59.00"H x 17.75"D | 28.63 CU. FT. |
| A1 | ROLL-UP | 44.50"W x 20.50"H | 53.00"W x 29.75"H x 47.75"D | 43.57 CU. FT. |

| COMPT | DOORS | OPENING DIMENSIONS | INSIDE DIMENSIONS | VOLUME |
|--------------|---------|--------------------|-----------------------------|----------------|
| R1 | ROLL-UP | 23.25"W x 35.00"H | 29.75"W x 45.00"H x 22.75"D | 17.62 CU. FT. |
| R2 | HINGED | 50.00"W x 9.25"H | 60.00"W x 14.00"H x 22.75"D | 11.05 CU. FT. |
| R3 | ROLL-UP | 18.25"W x 35.00"H | 22.75"W x 45.00"H x 22.75"D | 13.47 CU. FT. |
| R4 | ROLL-UP | 43.25"W x 35.00"H | 47.25"W x 45.00"H x 22.75"D | 27.99 CU. FT. |
| TOTAL VOLUME | | | | 192.75 CU. FT. |



DIMENSIONS SHOWN ON THIS DRAWING ARE APPROXIMATE AND ARE SUBJECT TO MINOR DEVIATIONS DURING CONSTRUCTION.

IN THE EVENT OF A DISCREPANCY BETWEEN THE SUTPHEN SPECIFICATIONS AND DRAWING, THE SUTPHEN SPECIFICATIONS SHALL PREVAIL.

DRAWING IS FOR REFERENCE ONLY. SOME ITEMS PROPOSED MAY NOT BE SHOWN OR NOTED.

CUSTOMER APPROVAL

NAME: _____

TITLE: _____

DATE: _____

| REV. | DESCRIPTION | BY | DATE |
|------|-----------------------------------|-----|------------|
| C.0 | ADDED GRAB HANDLES AND COAT HOOKS | APF | 01/04/2021 |

THIS PRINT IS PROVIDED ON A RESTRICTED BASIS AND IS NOT TO BE USED IN ANY WAY DETRIMENTAL TO THE INTEREST OF SUTPHEN CORPORATION.

DRAWN BY: CAM
DATE: 03/19/2020
MFG. FACILITY: HILLIARD

ONEONTA FIRE DEPARTMENT
ONEONTA, AL
SL75
HS-6902