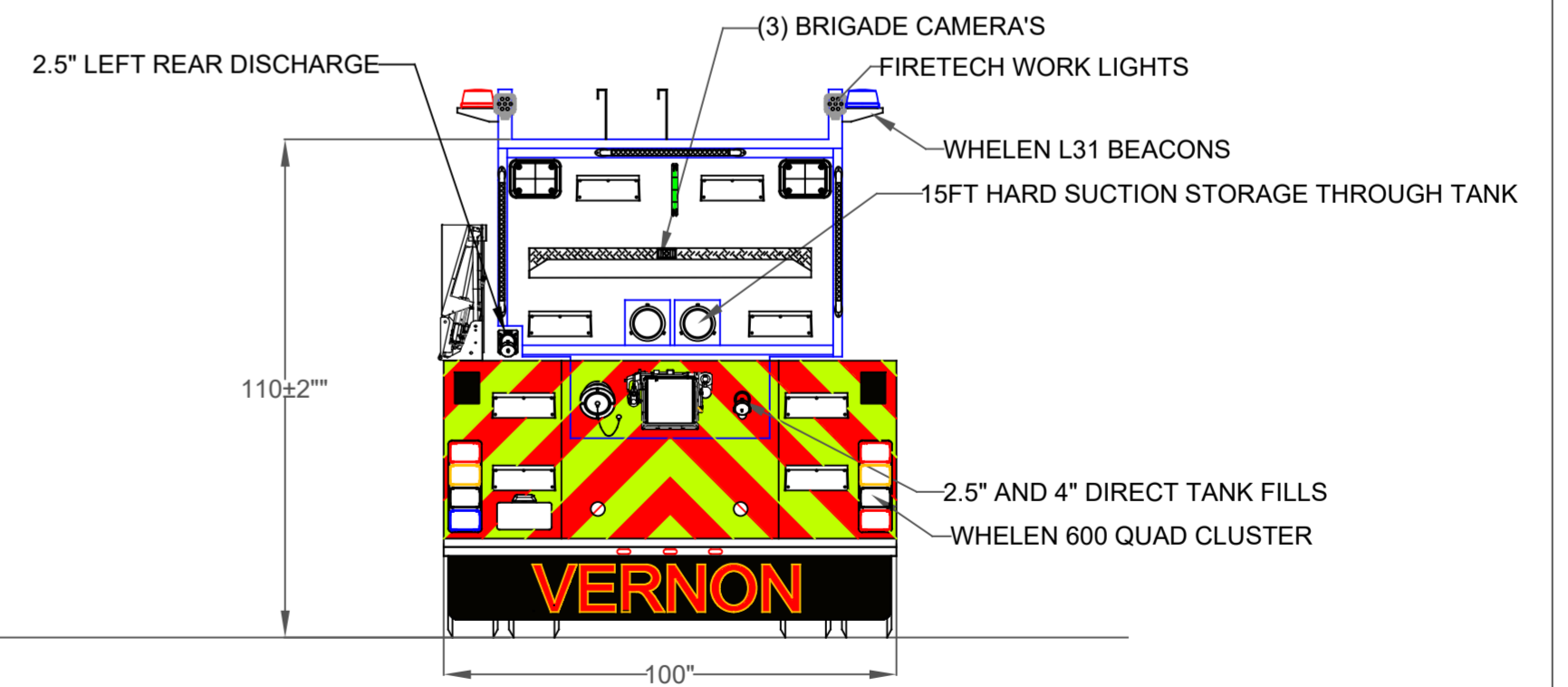
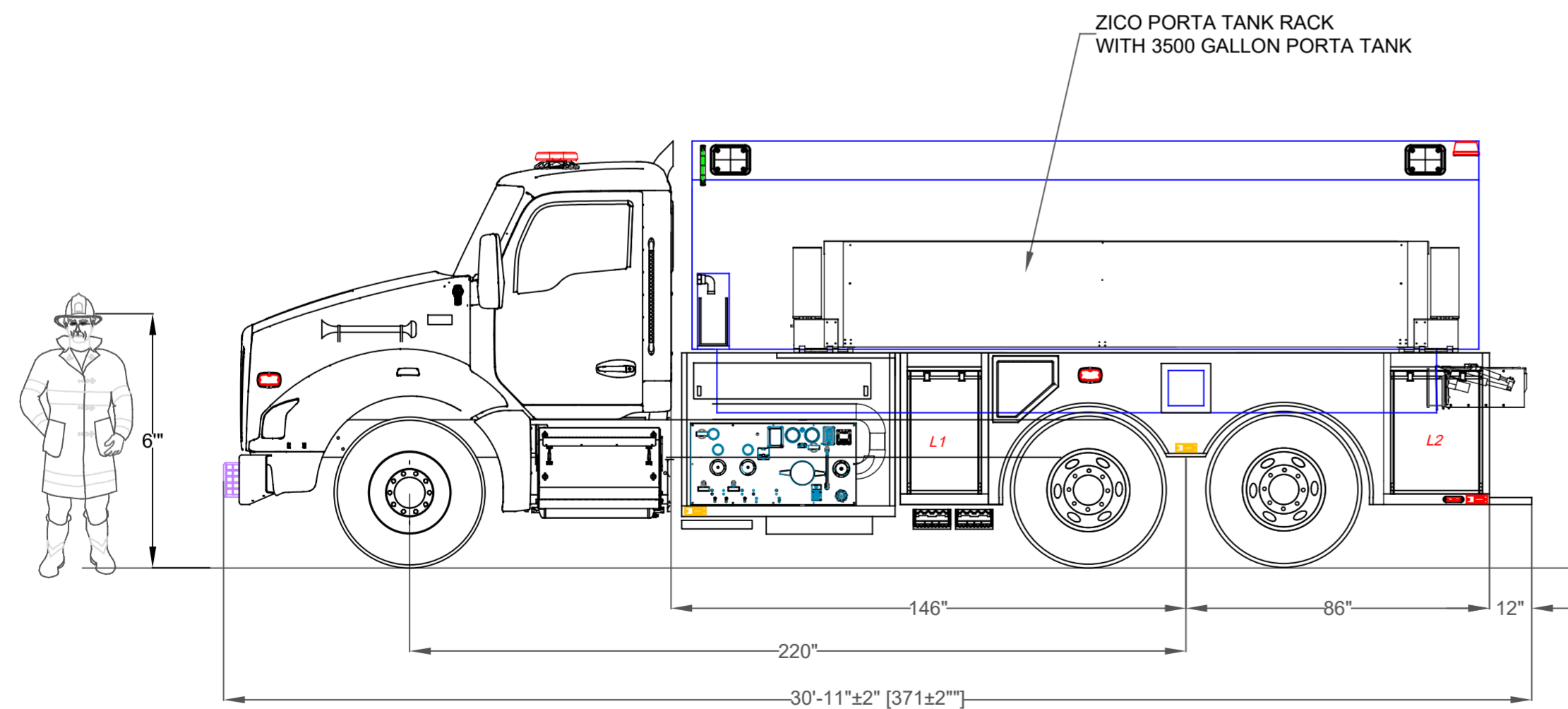
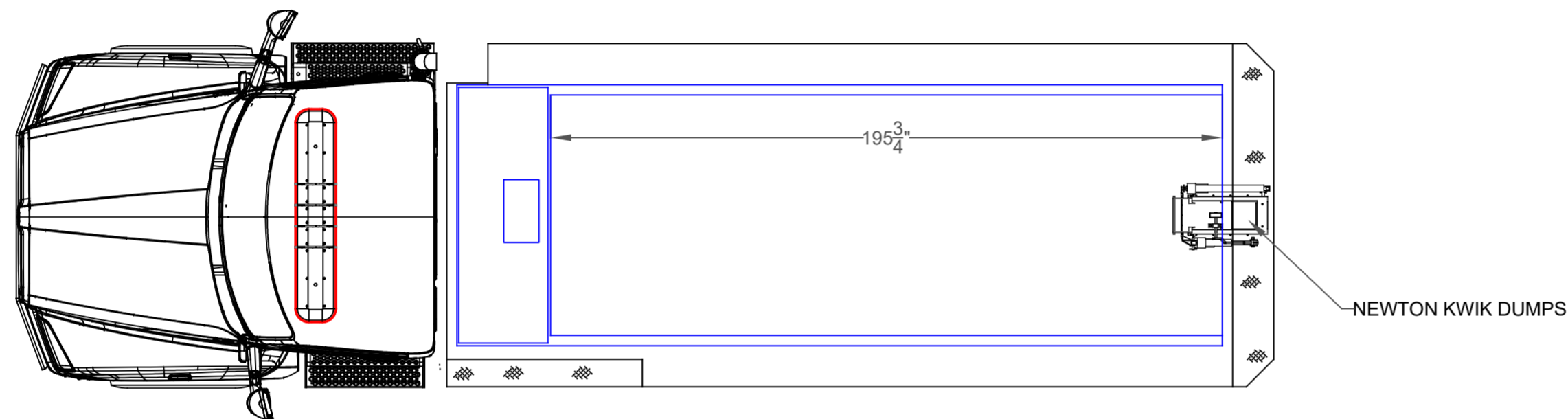


Left Side Compartmentation				
Compt	Doors	Opening Dimensions	Inside Dimensions	Volume
			WxHxD	
L1	Roll Up	18x29	25x39x24.25	13.7 CU FT
L2	Roll Up	23x29	30x39x24.25	16.4 CU FT
Right Side Compartmentation				
Compt	Doors	Opening Dimensions	Inside Dimensions	Volume
R1	Roll Up	68x29	75x39x24.25	41.0 CU FT
R2	Roll Up	23x29	30x39x24.25	16.4 CU FT

Hale DSD 1250 Side Kick
 Water Tank Capacity 3500 gal

Total Volume	87.6 CU FT
--------------	------------



DIMENSIONS SHOWN ON THIS DRAWING ARE APPROXIMATE AND ARE SUBJECT TO MINOR DEVIATIONS DURING CONSTRUCTION.

IN THE EVENT OF A DISCREPANCY BETWEEN THE SUTPHEN SPECIFICATIONS AND DRAWING, THE SUTPHEN SPECIFICATIONS SHALL PREVAIL.

DRAWING IS FOR REFERENCE ONLY. SOME ITEMS PROPOSED MAY NOT BE SHOWN OR NOTED.

CUSTOMER APPROVAL

NAME: _____
 TITLE: _____
 DATE: _____

REV.	DESCRIPTION	BY	DATE

THIS PRINT IS PROVIDED ON A RESTRICTED BASIS AND IS NOT TO BE USED IN ANY WAY DETRIMENTAL TO THE INTEREST OF SUTPHEN CORPORATION.

DRAWN BY:
 J. Gordon
 DATE:
 08/11/2020
 MFG. FACILITY:
 SUTPHEN EAST
 LAKE ARIEL, PA

SUTPHEN EAST
 55 INNOVATION DRIVE
 LAKE ARIEL, PA
 1-844-776-2889
 Vernon Township
 Vernon, NJ
 SWT-04C Commercial Wetside Tanker
 DWG. NO.: HS 6888