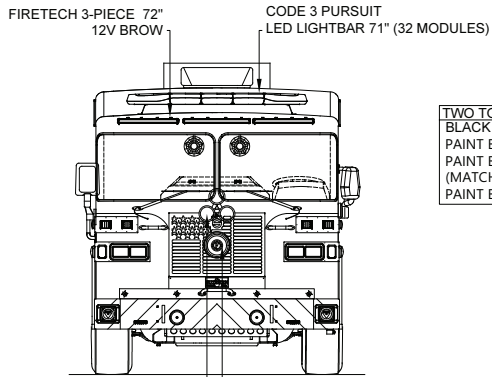
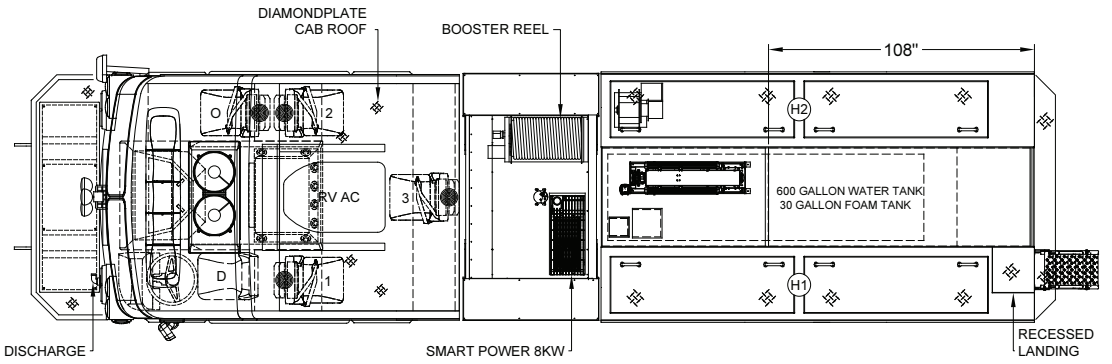


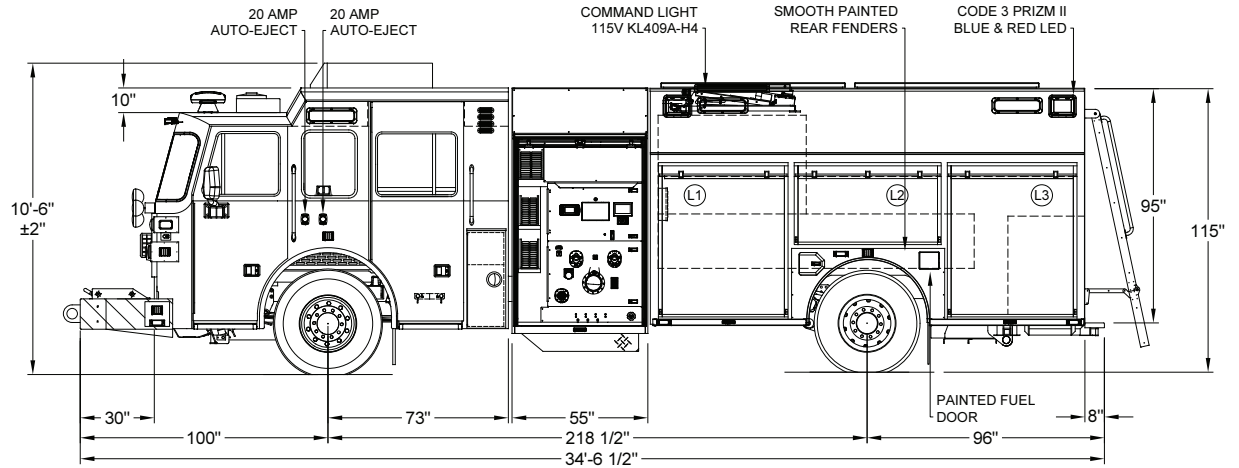
LEFT SIDE COMPARTMENTS				
COMPT	DOORS	OPENING DIMENSIONS	INSIDE DIMENSIONS	VOLUME
L1	ROLL-UP	50.5" w X 57.4" h	56.1" w X 66" h X 27.3" d	53.1 CU. FT.
L2	ROLL-UP	57.5" w X 28.2" h	61.6" w X 36.8" h X 27.3" d	29.8 CU. FT.
L3	ROLL-UP	50.5" w X 57.4" h	53.4" w X 66" h X 27.3" d	50.5 CU. FT.
H1	LIFT-UP	(2) 23.25" w X 73.25" l	174.7" w X 24.8" h X 29.2" d	73.2 CU. FT.

RIGHT SIDE COMPARTMENTS				
COMPT	DOORS	OPENING DIMENSIONS	INSIDE DIMENSIONS	VOLUME
R1	ROLL-UP	50.5" w X 57.4" h	56.1" w X 66" h X 27.3" d	46.2 CU. FT. (33" h X 15" d UPPER)
R2	ROLL-UP	57.5" w X 28.2" h	61.6" w X 36.8" h X 18.5" d	24.3 CU. FT.
R3	ROLL-UP	50.5" w X 57.4" h	53.4" w X 66" h X 27.3" d	44.3 CU. FT. (33" h X 15" d UPPER)
H2	LIFT-UP	(2) 23.25" w X 73.25" l	174.7" w X 24.8" h X 29.2" d	73.2 CU. FT.

REAR STEP COMPARTMENT				
COMPT	DOORS	OPENING DIMENSIONS	INSIDE DIMENSIONS	VOLUME
A1	DOUBLE	37" w X 32.1" h	33" h X 40" w X 31" d	28.7 CU. FT.
TOTAL 423.3 CU. FT.				



TWO TONE CAB PUMP AND BODY
BLACK OVER RED
PAINT BREAK OPTION #5 FOR CAB
PAINT BREAK PUMP = DRIP RAIL (MATCH BODY)
PAINT BREAK BODY = DRIP RAIL



DIMENSIONS SHOWN ON THIS DRAWING ARE APPROXIMATE AND ARE SUBJECT TO MINOR DEVIATIONS DURING CONSTRUCTION.

CUSTOMER APPROVAL

NAME: _____

TITLE: _____

DATE: _____

IN THE EVENT OF A DISCREPANCY BETWEEN THE SUTPHEN SPECIFICATIONS AND DRAWING, THE SUTPHEN SPECIFICATIONS SHALL PREVAIL.

DRAWING IS FOR REFERENCE ONLY. SOME ITEMS PROPOSED MAY NOT BE SHOWN OR NOTED.

AH	UPDATED PATTERN FOR HOSE BED VINYL COVER EMBROIDERY	TF	01/26/2022
AG	INTERCOM WILL NOT REQUIRE ANY REMOTE PTT BUTTONS	TF	01/19/2022
AF	REFERENCE SHOP ORDER CHANGE DOCUMENT ON SHARED DRIVE	TF	01/17/2022
AE	REFERENCE SHOP ORDER CHANGE DOCUMENT ON SHARED DRIVE	TF	01/13/2022
REV.	DESCRIPTION	BY	DATE

DRAWN BY:
T.FAHOUM
DATE:
08/27/2020
MFG. FACILITY:
DUBLIN

SUTPHEN
MARYLAND HEIGHTS FPD
MARYLAND HEIGHTS, MO

CUSTOM PUMPER - PA-15
DWG. NO.: HS-6864