

HOSEBED
300' OF 3"
400' OF 2.5"
1,100' OF 4"
300' OF 3"

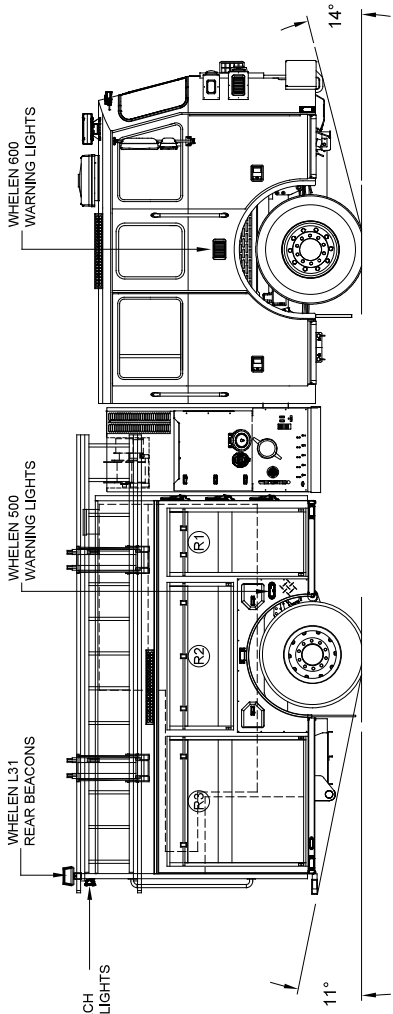
HOSEBED COMPT.
(2) NY ROOF HOOK STOR
(1) 10' FOLDING

LADDER RACK
(1) 35' 3-SECT.
(1) 14' ROOF.

WHELEN L31
REAR BEACONS

WHELEN 500
WARNING LIGHTS

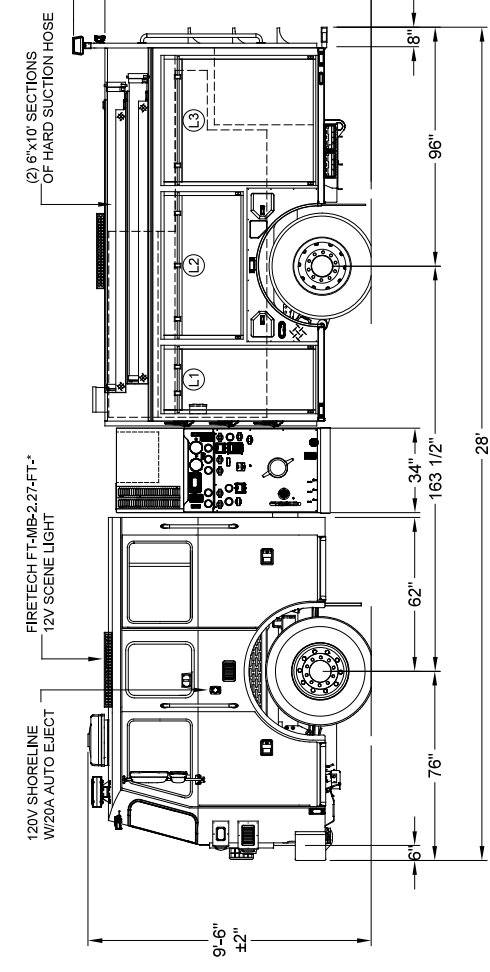
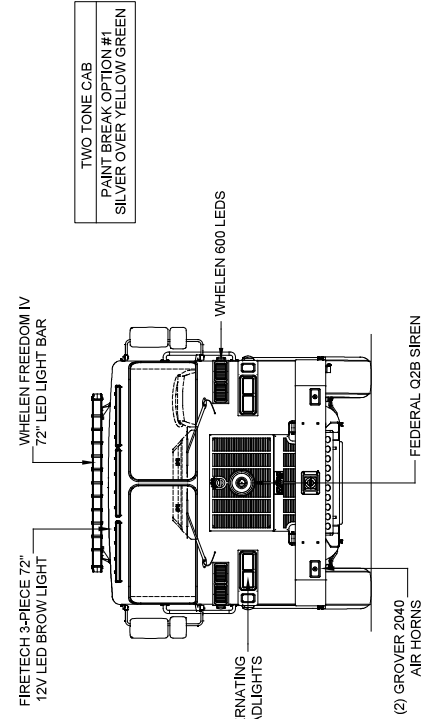
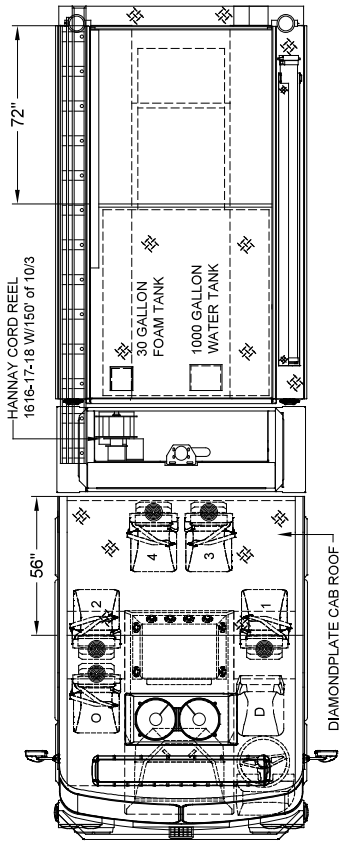
WHELEN 600
WARNING LIGHTS



COMPT	DOORS	OPENING DIMENSIONS	INSIDE DIMENSIONS	VOLUME
L1	ROLLUP	25.5"W X 58.4"H	31.1"W X 68" X 27.5"D	28.4 CU. FT.
L2	ROLLUP	57.5"W X 58.4"H	61.6"W X 38.8"H X 27.5"D	28.8 CU. FT.
L3	ROLLUP	50.5"W X 58.4"H	53.4"W X 68" X 27.5"D	50.5 CU. FT.

COMPT	DOORS	OPENING DIMENSIONS	INSIDE DIMENSIONS	VOLUME
R1	ROLLUP	35.5"W X 68.4"H	31.1"W X 68" X 27.5"D	28.3 CU. FT.
R2	ROLLUP	57.5"W X 58.4"H	61.6"W X 38.8"H X 27.5"D	28.8 CU. FT.
R3	ROLLUP	50.5"W X 58.4"H	53.4"W X 68" X 27.5"D	48.6 CU. FT.

COMPT	DOORS	OPENING DIMENSIONS	INSIDE DIMENSIONS	VOLUME
A1	ROLLUP	37.5"W X 30.5"H	40" X 40" X 31"D	287 CU. FT.
				TOTAL: 242.9 CU. FT.



SUTPHEN
TEAYS VALLEY FIRE DEPARTMENT
SCOTT DEPOT, WV
CUSTOM PUMPER - S4
HS-6843

DRIVER BY: KG 08/13/21
DATE: 08/10/21
MFG. FACILITY: DUBLIN

ADDED (1) 120V OUTLET IN R3
CHANGED TO 2 POSITION BREAKER PANEL & MOUNTING LOCATION FOR OUTLET IN L3

DESCRIPTION: CUSTOM PUMPER - S4

THIS PRINT IS PROVIDED ON A RESTRICTED BASIS AND IS NOT TO BE USED IN ANY WAY DETRIMENTAL TO THE INTEREST OF SUTPHEN CORPORATION.

CUSTOMER APPROVAL

NAME: _____
TITLE: _____
DATE: _____

DIMENSIONS SHOWN ON THIS DRAWING ARE APPROXIMATE AND ARE SUBJECT TO MINOR DEVIATIONS DURING CONSTRUCTION. IN THE EVENT OF A DISCREPANCY BETWEEN THE SUTPHEN SPECIFICATIONS AND DRAWING, THE SUTPHEN SPECIFICATIONS SHALL PREVAIL. DRAWINGS FOR REFERENCE ONLY. SOME ITEMS PROPOSED MAY NOT BE SHOWN OR NOTED.