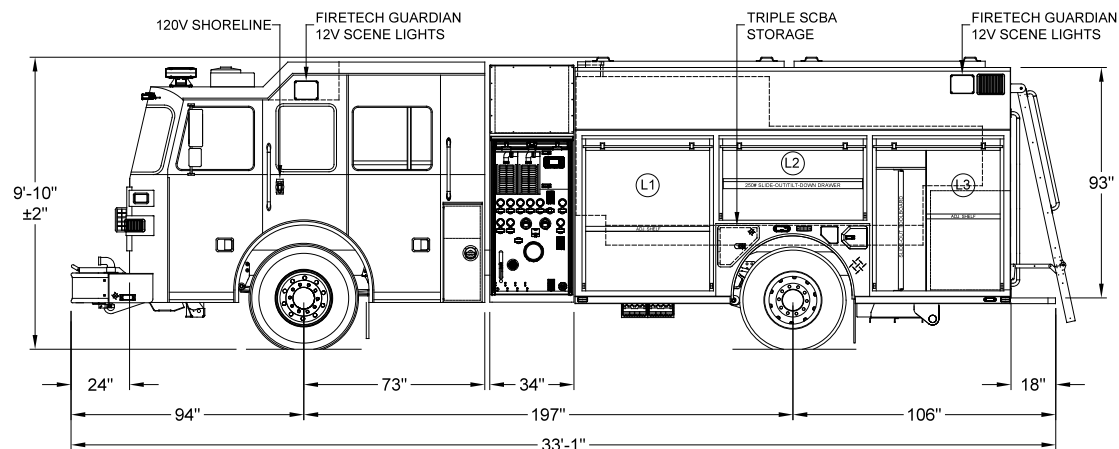
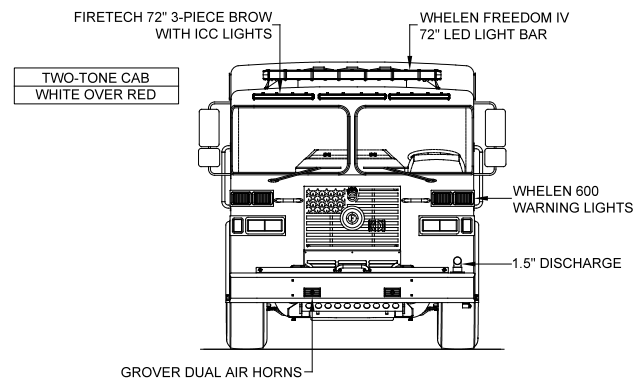
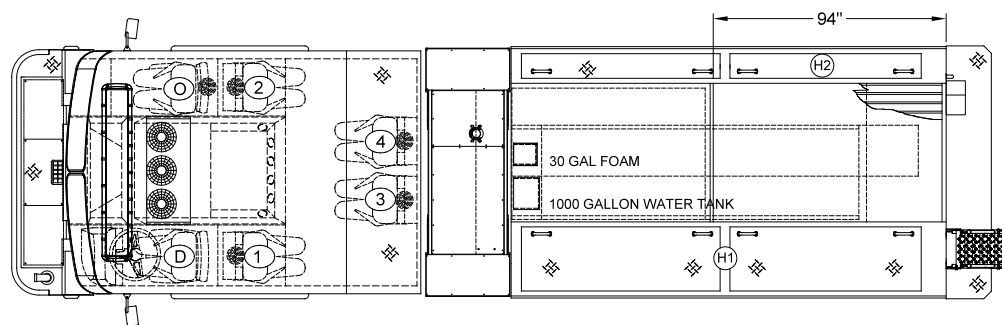


LEFT SIDE COMPARTMENTS				
COMPT	DOORS	OPENING DIMENSIONS	INSIDE DIMENSIONS	VOLUME
L1	ROLL-UP	50.5" w X 57.4" h	56.1" w X 66" h X 27.3" d	53.1 CU. FT.
L2	ROLL-UP	57.5" w X 28.2" h	61.6" w X 36.8" h X 27.3" d	29.8 CU. FT.
L3	ROLL-UP	50.5" w X 57.4" h	53.4" w X 66" h X 27.3" d	50.5 CU. FT.
H1	LIFT-UP	(2) 23.25" w X 73.25" h	174.7" w X 24.8" h X 29.2" d	73.2 CU. FT.

RIGHT SIDE COMPARTMENTS				
COMPT	DOORS	OPENING DIMENSIONS	INSIDE DIMENSIONS	VOLUME
R1	ROLL-UP	50.5" w X 57.4" h	56.1" w X 66" h X 27.3" d	53.1 CU. FT.
R2	ROLL-UP	57.5" w X 28.2" h	61.6" w X 36.8" h X 27.3" d	29.8 CU. FT.
R3	ROLL-UP	50.5" w X 57.4" h	53.4" w X 66" h X 27.3" d	50.5 CU. FT.
H2	LIFT-UP	(2) 9.25" w X 73.25" h	174.7" w X 24.8" h X 14.2" d	35.6 CU. FT.

REAR STEP COMPARTMENT				
COMPT	DOORS	OPENING DIMENSIONS	INSIDE DIMENSIONS	VOLUME
A1	ROLL-UP	37.5" w X 32.8" h	40" w X 40" h X 31" d	28.7 CU. FT.
TOTAL:				396.5 CU. FT.



DIMENSIONS SHOWN ON THIS DRAWING ARE APPROXIMATE AND ARE SUBJECT TO MINOR DEVIATIONS DURING CONSTRUCTION.

IN THE EVENT OF A DISCREPANCY BETWEEN THE SUTPHEN SPECIFICATIONS AND DRAWING, THE SUTPHEN SPECIFICATIONS SHALL PREVAIL.

DRAWING IS FOR REFERENCE ONLY. SOME ITEMS PROPOSED MAY NOT BE SHOWN OR NOTED.

#### CUSTOMER APPROVAL

NAME: \_\_\_\_\_

TITLE: \_\_\_\_\_

DATE: \_\_\_\_\_

E UPDATE COMPONENT REPORT

D DRAWING /COMPONENT REPORT UPDATED TO REFLECT BODY FRONT BODY STACHION REMOVAL WITH NEW OAL AND WHEEL BASE

C DRAWING UPDATED TO REFLECT L2 AND R2 COMPARTMENT HEIGHT

B COMPONENT REPORT UPDATED / DECK GUN DISCHARGE

REV DESCRIPTION

THIS PRINT IS PROVIDED ON A RESTRICTED BASIS AND IS NOT TO BE USED IN ANY WAY DETRIMENTAL TO THE INTEREST OF SUTPHEN CORPORATION.

MJC

04/24/2020

DRAWN BY:

JLAMBERT

DATE:

3/10/2020

MFG. FACILITY:

DUBLIN



DEMO 481  
DUBLIN, OH

CUSTOM PUMPER - S8 BODY

DWG. NO.:

HS-6780