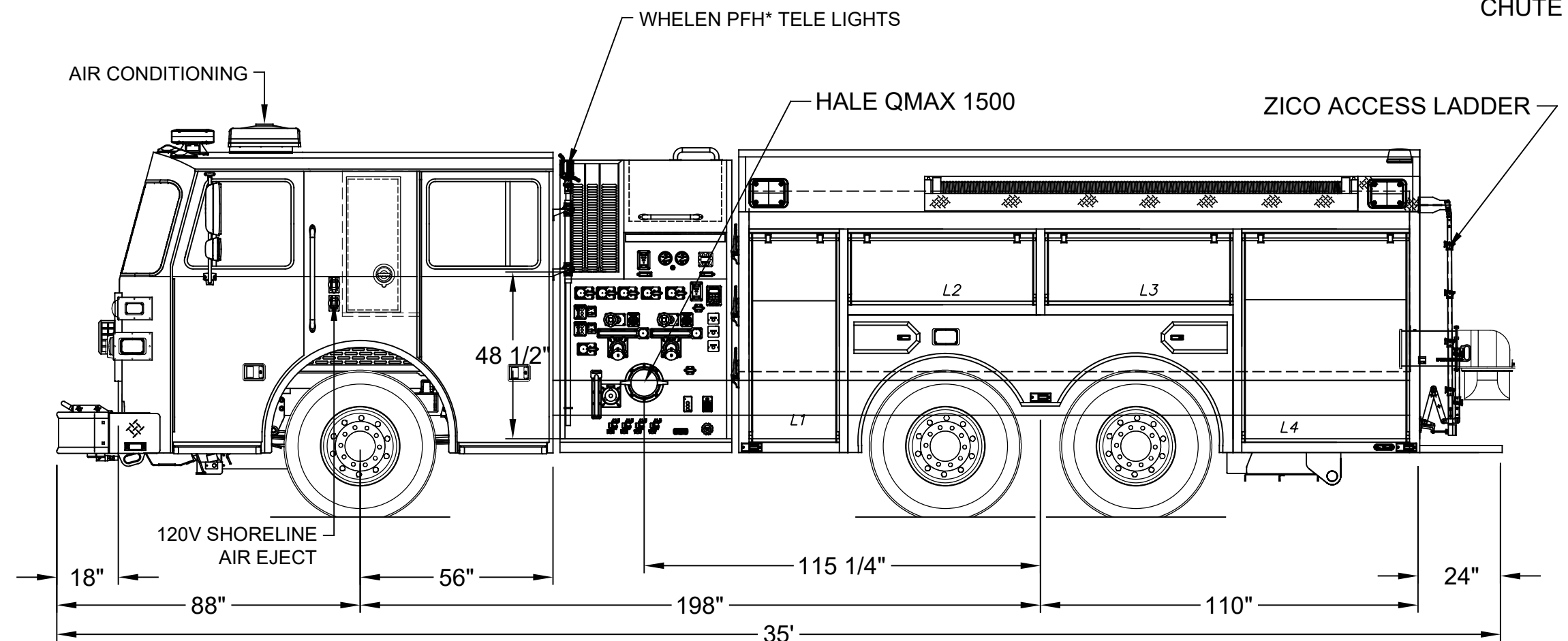
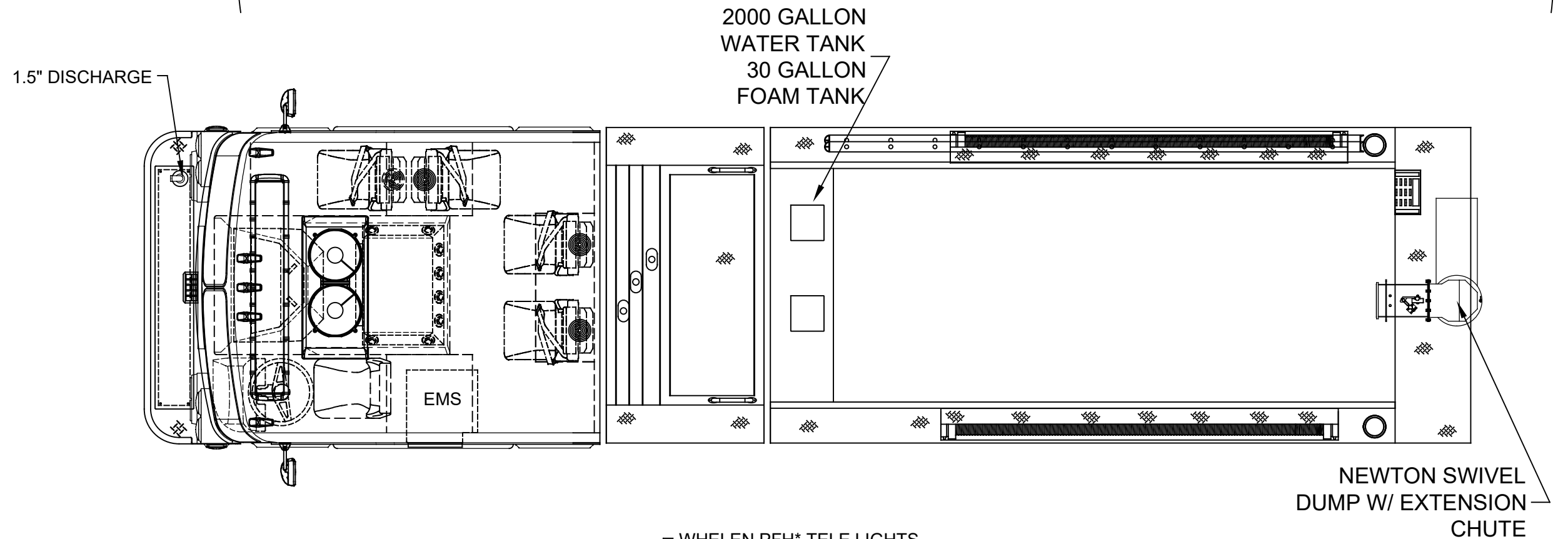
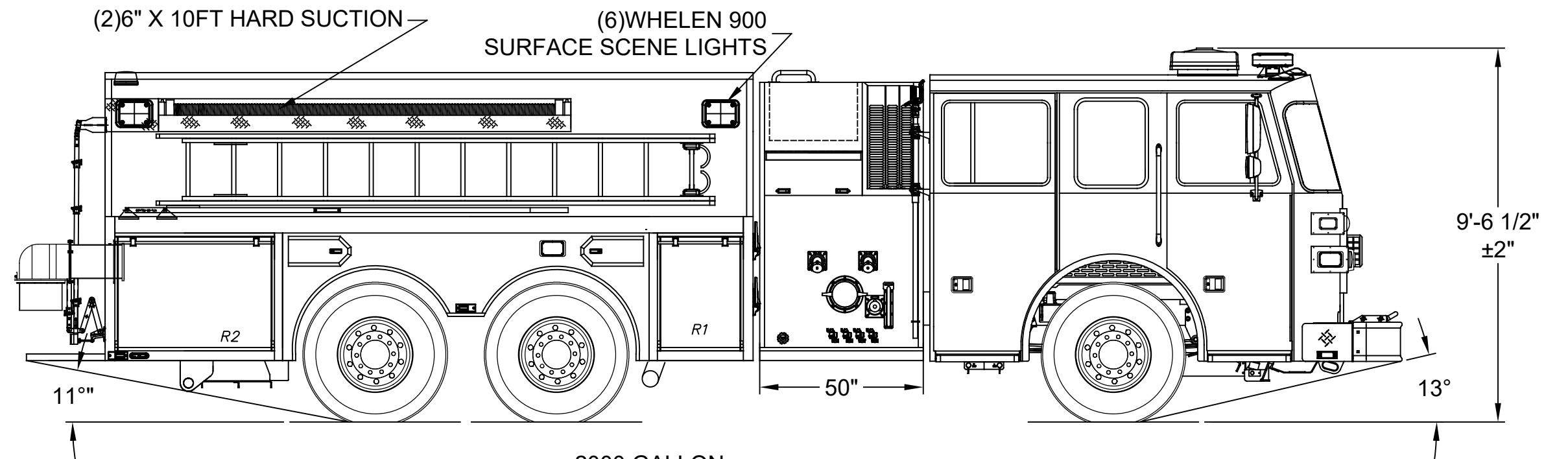
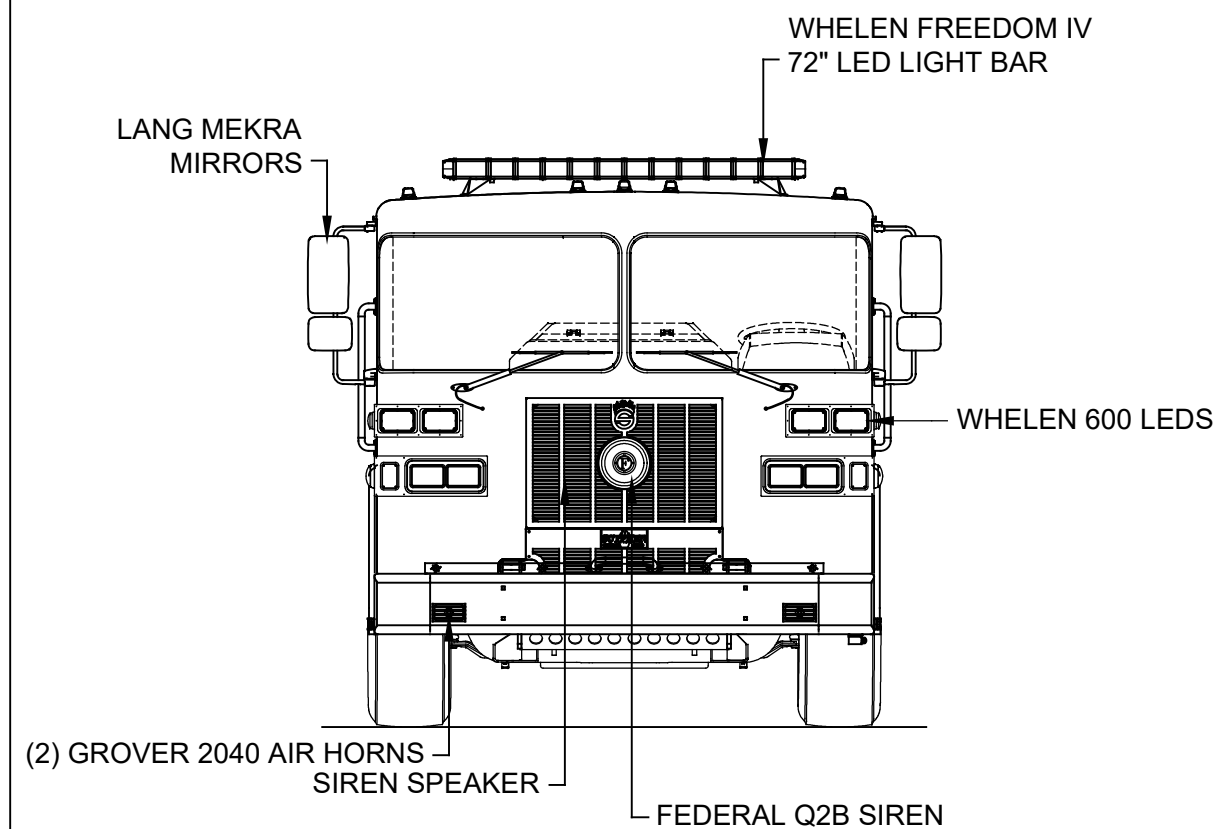


Left Side Compartmentation				
Compt	Doors	Opening Dimensions	Inside Dimensions	Volume
WxHxD				
L1	Roll Up	23x56	30.5x66x24.25/11.25	21.5 CU FT
L2	Roll Up	50x16	57.25x26x11.25	8.8 CU FT
L3	Roll Up	50x16	57.25x26x11.25	8.8 CU FT
L4	Roll Up	46x56	53x66x24.25/11.25	37.9 CU FT
Right Side Compartmentation				
Compt	Doors	Opening Dimensions	Inside Dimensions	Volume
R1	Roll Up	23x30	30.5x40x24.25	16.8 CU FT
R2	Roll Up	46x30	53x40x24.25	29.8 CU FT
Total Volume				123.6 CU Ft

HALE QMAX 1500 PUMP
FOAM PRO 1600 (1.7 GPM)



DIMENSIONS SHOWN ON THIS DRAWING ARE APPROXIMATE AND ARE SUBJECT TO MINOR DEVIATIONS DURING CONSTRUCTION.	CUSTOMER APPROVAL						DRAWN BY: S.DORFMAN	 CLAREMONT FIRE DEPARTMENT CLAREMONT, NH
	NAME:		B	CHANGE REAR SUSPENSION KIT	SED	10/21/20	DATE: 8/8/19	
	TITLE:		A	CHANGES FROM PRE-CON	SED	4/16/20	MFG. FACILITY: EAST	
	DATE:		REV.	DESCRIPTION	BY	DATE		
IN THE EVENT OF A DISCREPANCY BETWEEN THE SUTPHEN SPECIFICATIONS AND DRAWING, THE SUTPHEN SPECIFICATIONS SHALL PREVAIL.			THIS PRINT IS PROVIDED ON A RESTRICTED BASIS AND IS NOT TO BE USED IN ANY WAY DETRIMENTAL TO THE INTEREST OF SUTPHEN CORPORATION.				DWG. NO.:	HS-6746
DRAWING IS FOR REFERENCE ONLY. SOME ITEMS PROPOSED MAY NOT BE SHOWN OR NOTED.							DRY SIDE TANKER (TA-02)	