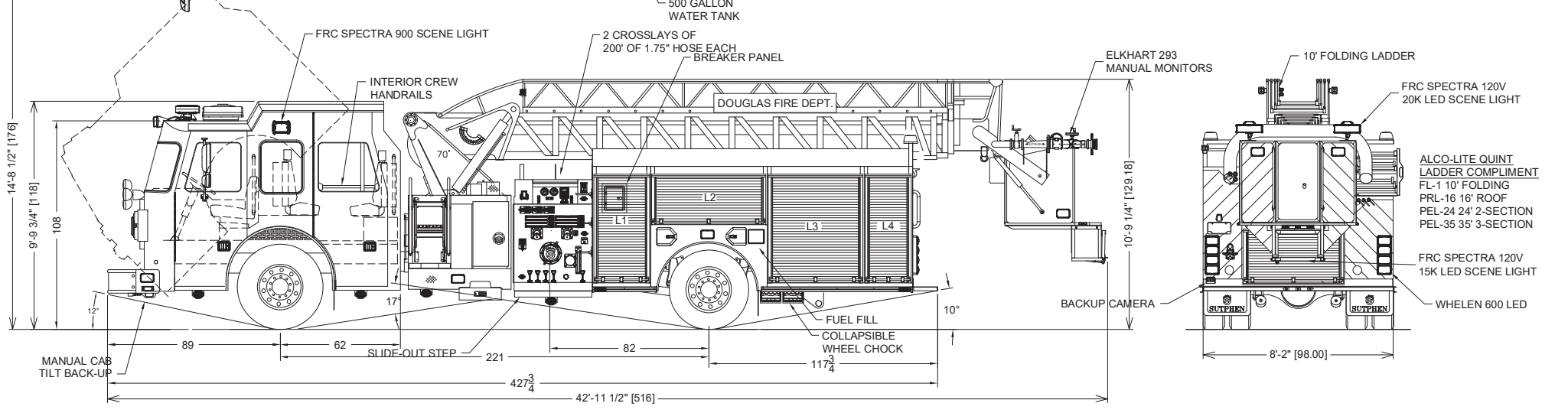
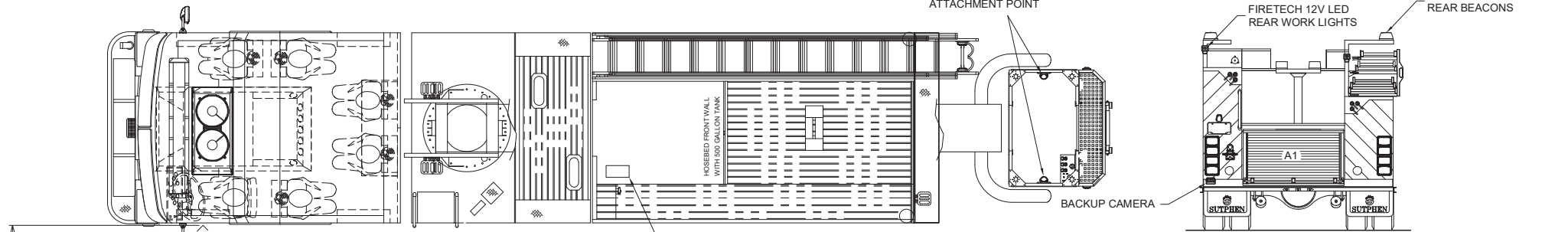
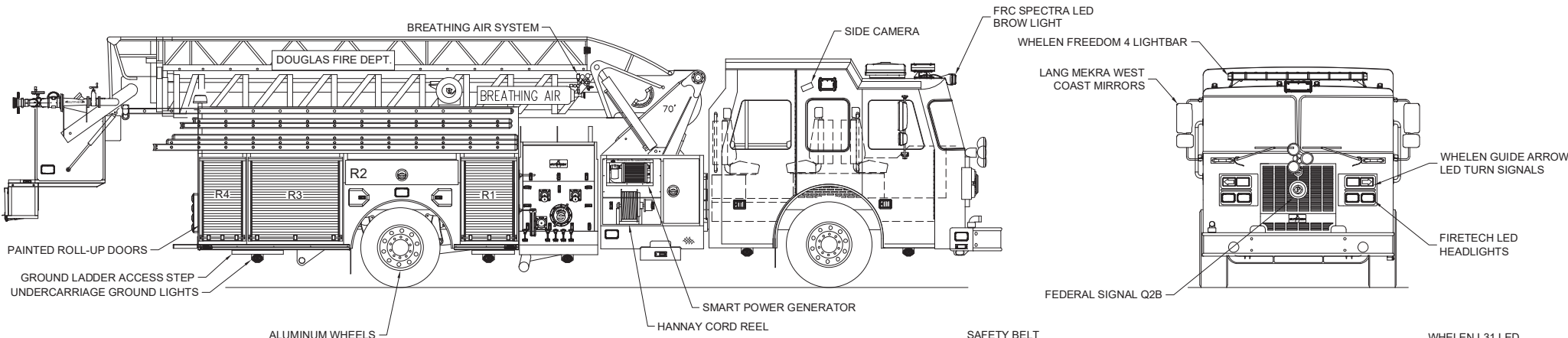


COMPT	DOORS	OPENING DIMENSIONS	INSIDE DIMENSIONS	VOLUME
L1	ROLL-UP	23.25'W x 49.50'H	29.75'W x 59.00'H x 17.75'D	18.02 CU. FT.
L2	ROLL-UP	33.25'W x 19.50'H	60.00'W x 28.25'H x 17.75'D	17.41 CU. FT.
L3	ROLL-UP	43.25'W x 49.50'H	49.75'W x 59.00'H x 17.75'D	30.15 CU. FT.
L4	ROLL-UP	18.25'W x 49.50'H	22.25'W x 59.00'H x 17.75'D	13.48 CU. FT.
A1	ROLL-UP	44.50'W x 20.50'H	53.00'W x 29.75'H x 47.75'D	43.57 CU. FT.

COMPT	DOORS	OPENING DIMENSIONS	INSIDE DIMENSIONS	VOLUME
R1	ROLL-UP	23.25'W x 35.00'H	29.75'W x 45.00'H x 22.75'D	17.62 CU. FT.
R2	HINGED	50.00'W x 9.25'H	60.00'W x 14.00'H x 22.75'D	11.05 CU. FT.
R3	ROLL-UP	43.25'W x 35.00'H	49.75'W x 45.00'H x 22.75'D	29.47 CU. FT.
R4	ROLL-UP	18.25'W x 35.00'H	22.25'W x 45.00'H x 22.75'D	13.18 CU. FT.
TOTAL VOLUME				193.95 CU. FT.



DIMENSIONS SHOWN ON THIS DRAWING ARE APPROXIMATE AND ARE SUBJECT TO MINOR DEVIATIONS DURING CONSTRUCTION.

IN THE EVENT OF A DISCREPANCY BETWEEN THE SUTPHEN SPECIFICATIONS AND DRAWING, THE SUTPHEN SPECIFICATIONS SHALL PREVAIL.

DRAWING IS FOR REFERENCE ONLY. SOME ITEMS PROPOSED MAY NOT BE SHOWN OR NOTED.

CUSTOMER APPROVAL

NAME: _____

TITLE: _____

DATE: _____

REV.	DESCRIPTION	BY	DATE

DRAWN BY: APF

DATE: 09/10/2019

MFG. FACILITY: HILLIARD

DOUGLAS FIRE DEPARTMENT
DOUGLAS, GA

S70
HS-6729