

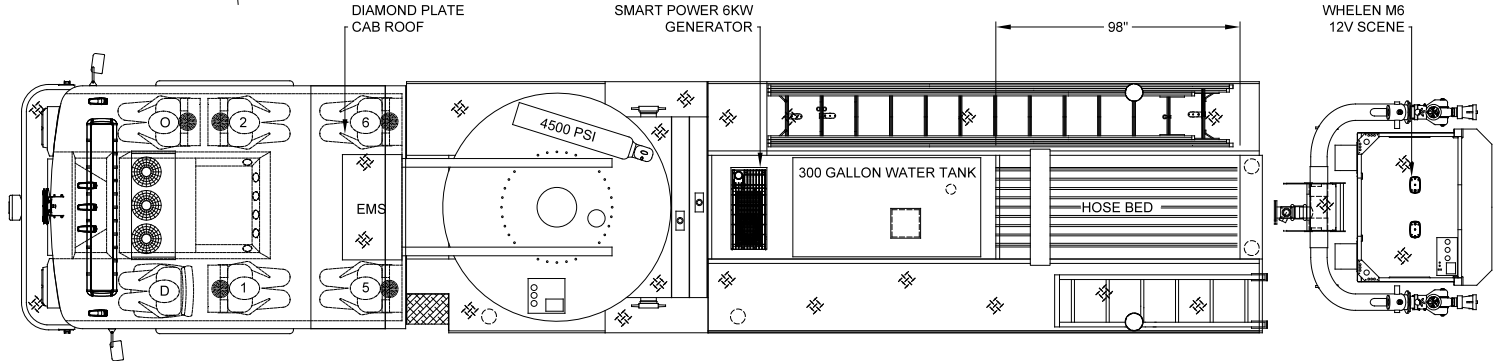
LADDER PACKAGE
 14' COMBO
 (2) 16' ROOF
 24'-2 SEC
 35'-3 SEC

FR SPECTRA
 240V SCENE

A/C CONDENSER

**WARNER ROBINS
 FIRE DEPT.**

TWO TONE CAB
 PAINT BREAK OPTION #1
 WHITE OVER RED



WHELEN 600
 RED LED

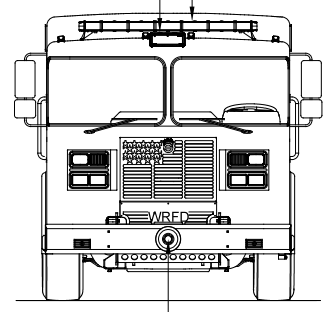
FR SPECTRA
 12V BROW

WHELEN FREEDOM IV
 72" LIGHTBAR (8 MODULE)

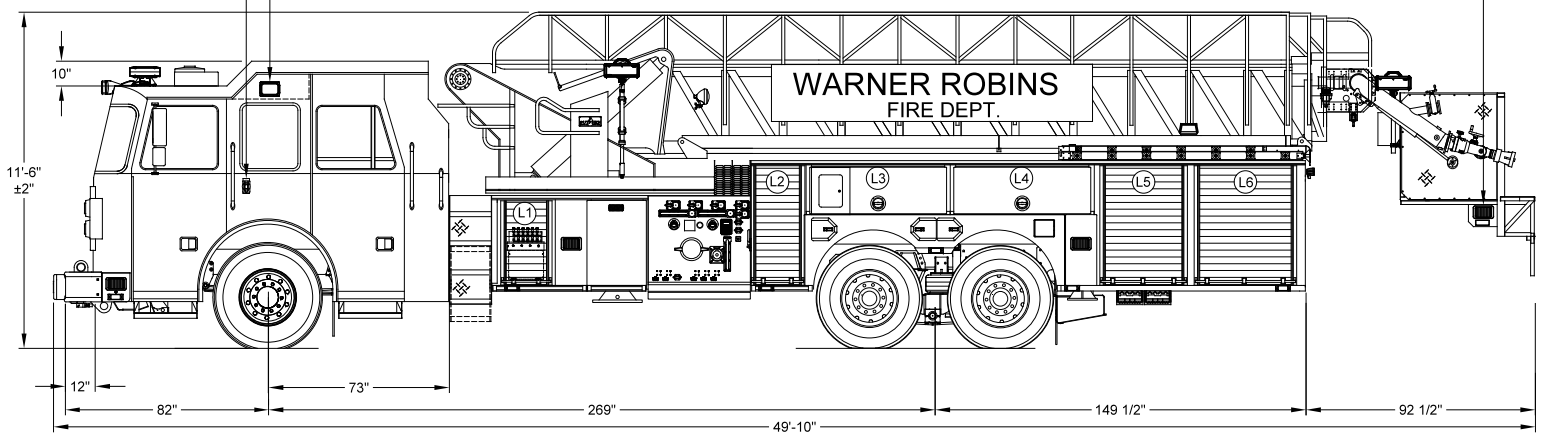
AUTO-EJECT

FR SPECTRA 900
 12V LED

WHELEN 600
 RED LED



FEDERAL Q2B



DOOR OPENINGS			COMPARTMENT DIMENSIONS		
COMPT.	HEIGHT	WIDTH	HEIGHT	WIDTH	DEPTH
L1	31	19 3/4	34 3/8	26 5/8	26 1/2
L2	45 1/8	16 1/2	48 1/2	22	26 1/2
L3 & L4	16 5/8	52 1/4	19 1/8	57 3/4	26 1/2
L5	45 1/8	32 1/8	48 1/2	37 3/4	26 1/2
L6	45 1/8	39 7/8	48 1/2	45 3/4	26 1/2

DOOR OPENINGS			COMPARTMENT DIMENSIONS		
COMPT.	HEIGHT	WIDTH	HEIGHT	WIDTH	DEPTH
R1	31	36 3/4	34 3/8	42 1/2	26 1/2
R2	45 1/2	16 1/2	48 1/2	22	26 1/2
R3 & R4	19 1/8	57 3/4	19 1/8	57 3/4	26 1/2
R5	24 3/4	32 1/8	28	37 3/4	26 1/2
R6	24 3/4	39 7/8	28	45 3/4	26 1/2

REAR COMPARTMENT

DOOR OPENINGS			COMPARTMENT DIMENSIONS		
COMPT.	HEIGHT	WIDTH	HEIGHT	WIDTH	DEPTH
A1	15 3/4	27	14 1/4	25 1/2	88 3/4

DIMENSIONS SHOWN ON THIS DRAWING ARE APPROXIMATE AND ARE SUBJECT TO MINOR DEVIATIONS DURING CONSTRUCTION.

IN THE EVENT OF A DISCREPANCY BETWEEN THE SUTPHEN SPECIFICATIONS AND DRAWING, THE SUTPHEN SPECIFICATIONS SHALL PREVAIL.

DRAWING IS FOR REFERENCE ONLY. SOME ITEMS PROPOSED MAY NOT BE SHOWN OR NOTED.

CUSTOMER APPROVAL

NAME: _____

TITLE: _____

DATE: _____

REV	DESCRIPTION	BY	DATE
L	REV-L SHOP ORDER/REFERENCE SHOP ORDER DOCUMENT ON SHARED DRIVE	JL	02/11/2021
K	REV-K SHOP ORDER/REFERENCE SHOP ORDER DOCUMENT ON SHARED DRIVE	JL	02/11/2021
J	REV-J SHOP ORDER/REFERENCE SHOP ORDER DOCUMENT ON SHARED DRIVE	JL	02/05/2021
I	REV-I SHOP ORDER/REFERENCE SHOP ORDER DOCUMENT ON SHARED DRIVE	JL	01/12/2021

DRAWN BY:
TFAHUOM

DATE:
12/05/19

MFG. FACILITY:
DUBLIN

**WARNER ROBINS FIRE DEPARTMENT
 WARNER ROBINS, GA**

SP95 AERIAL PLATFORM
 HS-6690