

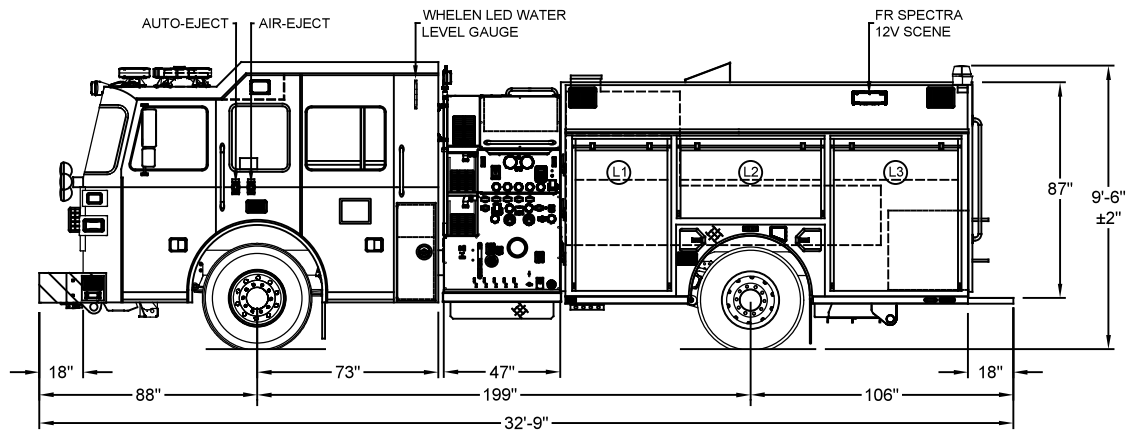
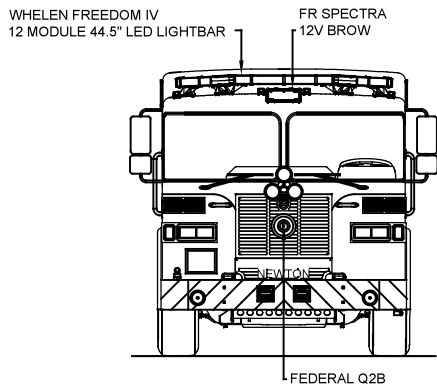
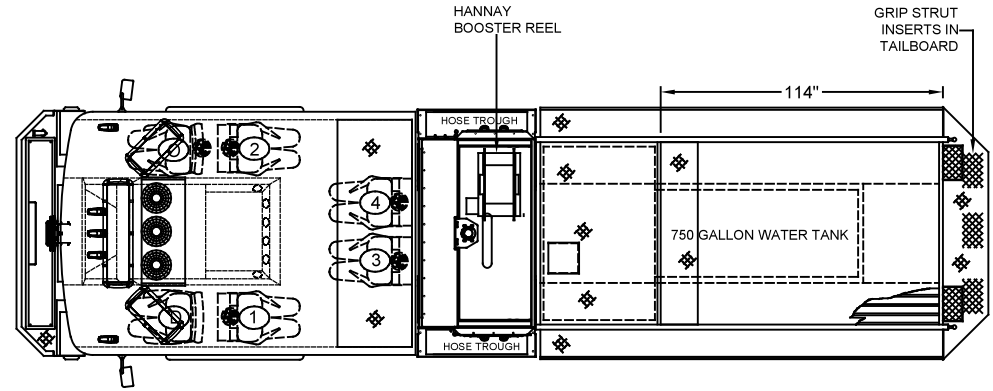
LEFT SIDE COMPARTMENTS				
COMPT	DOORS	OPENING DIMENSIONS	INSIDE DIMENSIONS	VOLUME
L1	ROLL-UP	37.5" w X 55.4" h	43.1" w X 66" h X 27.3" d	36.1 CU. FT. (21" h X 10.5" d UPPER)
L2	ROLL-UP	57.5" w X 26.2" h	61.6" w X 36.8" h X 27.3" d	23.2 CU. FT. (21" h X 10.5" d UPPER)
L3	ROLL-UP	50.5" w X 55.4" h	53.4" w X 66" h X 27.3" d	44.8 CU. FT. (21" h X 10.5" d UPPER)

RIGHT SIDE COMPARTMENTS				
COMPT	DOORS	OPENING DIMENSIONS	INSIDE DIMENSIONS	VOLUME
R1	ROLL-UP	37.5" w X 55.4" h	43.1" w X 66" h X 27.3" d	31.1 CU. FT. (33" h X 10.5" d UPPER)
R2	ROLL-UP	57.5" w X 26.2" h	61.6" w X 36.8" h X 10.5" d	13.8 CU. FT.
R3	ROLL-UP	50.5" w X 55.4" h	53.4" w X 66" h X 27.3" d	38.6 CU. FT. (33" h X 10.5" d UPPER)

REAR STEP COMPARTMENT				
COMPT	DOORS	OPENING DIMENSIONS	INSIDE DIMENSIONS	VOLUME
A1	DOUBLE	37" w X 24.6" h	32" h X 40" w X 31" d	22.9 CU. FT.

TOTAL: 210.5 CU.FT

TWO TONE CAB & BODY  
PAINT BREAK OPTION #3  
BLACK OVER RED



DIMENSIONS SHOWN ON THIS DRAWING ARE APPROXIMATE AND ARE SUBJECT TO MINOR DEVIATIONS DURING CONSTRUCTION.

IN THE EVENT OF A DISCREPANCY BETWEEN THE SUTPHEN SPECIFICATIONS AND DRAWING, THE SUTPHEN SPECIFICATIONS SHALL PREVAIL.

DRAWING IS FOR REFERENCE ONLY. SOME ITEMS PROPOSED MAY NOT BE SHOWN OR NOTED.

CUSTOMER APPROVAL

NAME: \_\_\_\_\_

TITLE: \_\_\_\_\_

DATE: \_\_\_\_\_

REV	DESCRIPTION	BY	DATE
O	POST PRODUCTION UPDATES	TF	02/15/2021
N	MINOR UPDATES TO DRAWING NO ACTION REQUIRED	TF	12/29/2020
M	WARNING LIGHT LOCATIONS ON CAB SIDES HAVE BEEN CHANGED	TF	11/18/2020
L	**REV-L** SHOP ORDER/REFERENCE SHOP ORDER CHANGE DOCUMENT ON SHARED DRIVE	TF	11/05/2020

DRAWN BY: T.FAHOUM

DATE: 08/07/19

MFG. FACILITY: DUBLIN

NEWTON COUNTY FIRE DEPARTMENT  
COVINGTON, GA

CUSTOM PUMPER - PA-12 BODY

DWG. NO: HS-6685-66