

10'±2" [120±2"]

11"±

25"

50"

13"±

(7) SCBA BOTTLE STORAGE

4" DISCHARGE

AUX. CAB STEPS

3" DISCHARGE  
HANNAY EF30-23-24 BOOSTER REEL  
WITH 150FT OF 1" HOSE

5" FRONT SUCTION

(4) M6V2  
WARNING/PUDDLE  
LIGHTS

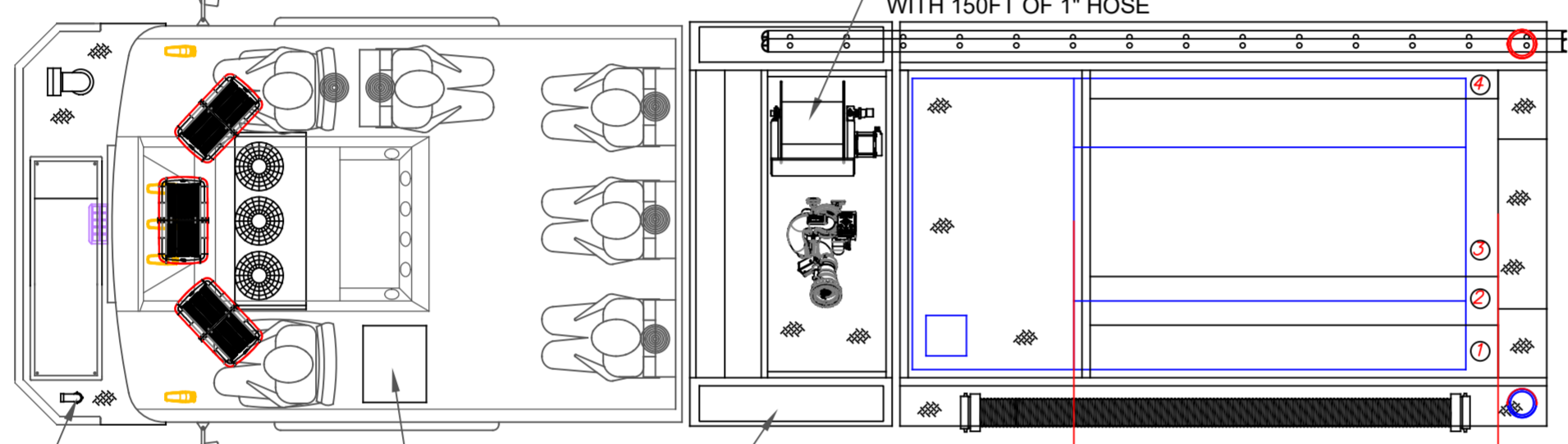
RETRAC  
DUAL MOTOR  
MIRRORS

FR SPECTRA BROW LIGHT

WHELEN  
(3) FREEDOM  
LIGHTBARS

(2) WHELEN  
600 SERIES  
WARNING LIGHTS

FEDERAL SIGNAL Q2B SIREN



2.5" BUMPER DISCHARGE

12V FRIDGE  
On top of EMS  
Compartment

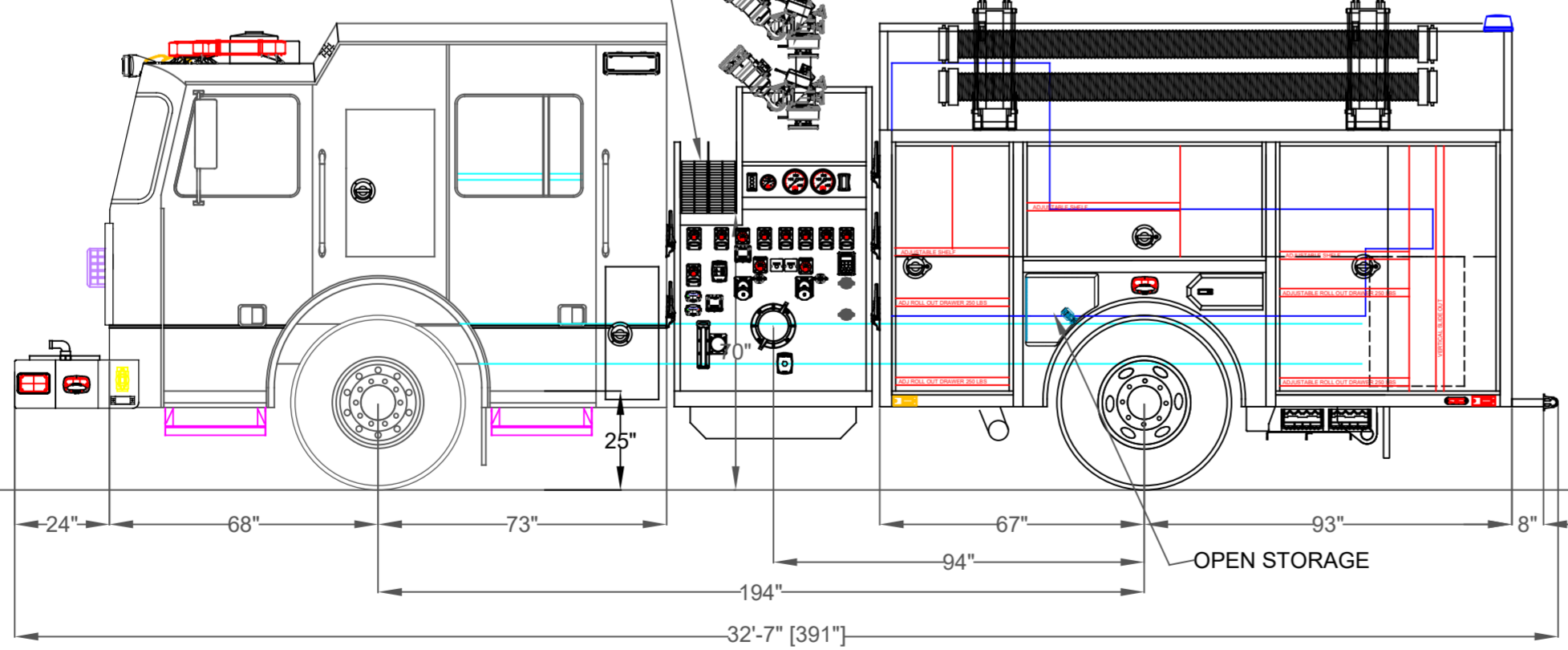
(2) FLOATING TROUGHS

105"

**Hose Load**  
1:400ft of 3"  
2:400ft of 2.5"  
3:1500ft of 5"  
4:400ft of 1 3/4"

(2) 200FT OF 1.75" CROSSLAYS

TFT ELEC DECK GUN



24"

68"

73"

194"

32'-7" [391"]

67"

94"

93"

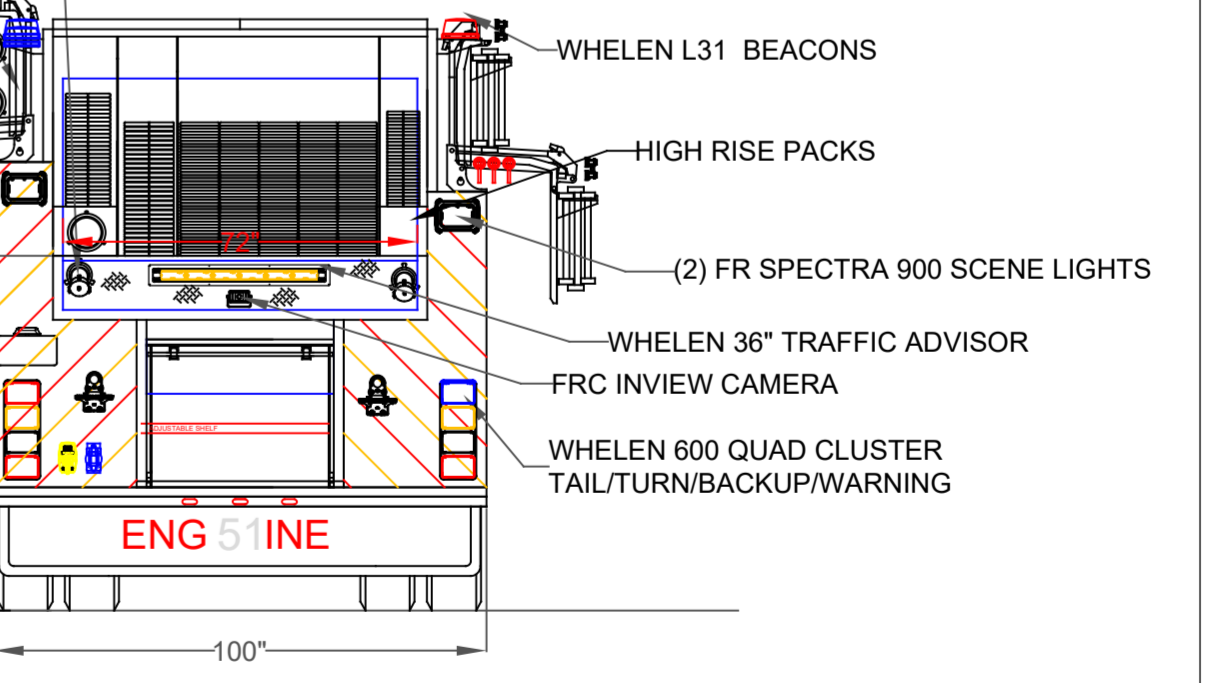
8"

OPEN STORAGE

(2) 3" REAR DISCHARGES  
HARD SUCTION STORAGE

10'-6"±2" [126±2"]

72"



WHELEN L31 BEACONS

HIGH RISE PACKS

(2) FR SPECTRA 900 SCENE LIGHTS

WHELEN 36" TRAFFIC ADVISOR

FRC INVIEW CAMERA

WHELEN 600 QUAD CLUSTER  
TAIL/TURN/BACKUP/WARNING

Left Side Compartmentation				
Compt	Doors	Opening Dimensions	Inside Dimensions	Volume
			<b>WxHxD</b>	
L1	Roll Up	28x56	35x66x27.25/10.25	21.8 CU FT
L2	Roll Up	57x22	64x32x10.25	12.1 CU FT
L3	Roll Up	54x56	61x66x27.25/10.25	44.3 CU FT
Right Side Compartmentation				
Compt	Doors	Opening Dimensions	Inside Dimensions	Volume
R1	Roll Up	28x50	35x60x27.25/10.25	21.1 CU FT
R2	Roll Up	57x18	64x28x10.25	10.6 CU FT
R3	Roll Up	54x50	61x60x27.25/10.25	42.8 CU FT
Rear Compartmentation				
Compt	Doors	Opening Dimensions	Inside Dimensions	Volume
A1	Roll Up	37x22	42x32.75x22.25	18.7 CU FT
				<b>Total Volume</b>
				171.4 CU FT

**Waterous CMU-2000 Pump**  
**Water Tank Capacity 1000 gal**

DIMENSIONS SHOWN ON THIS DRAWING ARE APPROXIMATE AND ARE SUBJECT TO MINOR DEVIATIONS DURING CONSTRUCTION.  IN THE EVENT OF A DISCREPANCY BETWEEN THE SUTPHEN SPECIFICATIONS AND DRAWING, THE SUTPHEN SPECIFICATIONS SHALL PREVAIL.  DRAWING IS FOR REFERENCE ONLY. SOME ITEMS PROPOSED MAY NOT BE SHOWN OR NOTED.	CUSTOMER APPROVAL									 Point Pleasant Borough Point Pleasant, NJ PA-01 Custom Aluminum Pumper HS 6677-PRODUCTION
	NAME:		C	CHANGE GRAPHICS, ADD SPEAKER MOUNT/WIRE	SED	10/16/20	DRAWN BY:	S.DORFMAN		
	TITLE:		B	CHANGE CAB STEPS	SED	4/24/20	DATE:	11/6/2019		
	DATE:		A	CHANGES FROM PRE-CON	SED	01/29/20	MFG. FACILITY:	SUTPHEN EAST LAKE ARIEL, PA	DWG. NO.:	
THIS PRINT IS PROVIDED ON A RESTRICTED BASIS AND IS NOT TO BE USED IN ANY WAY DETRIMENTAL TO THE INTEREST OF SUTPHEN CORPORATION.										