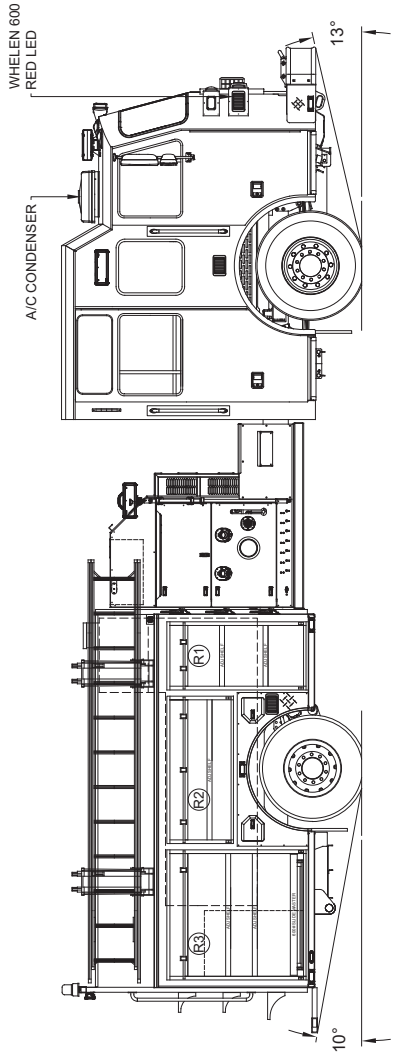
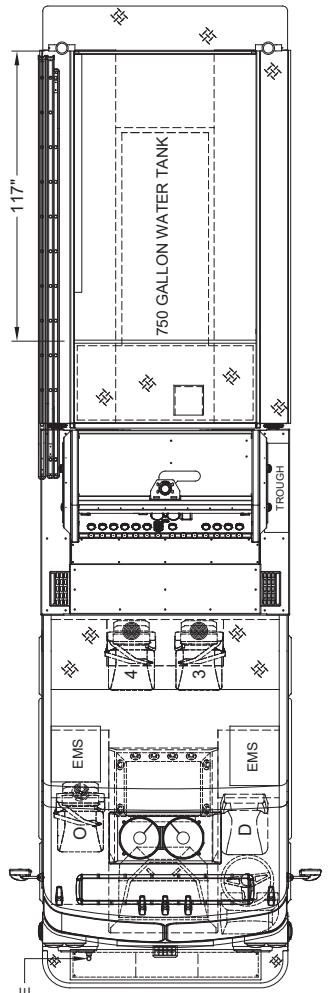


HOSEBED
200' OF 2.5"
1200' OF 5"
400' OF 2.5"
400' OF 1.75"

LADDER RACK
24"x2 SEC
14" ROOF
10' FOLDING



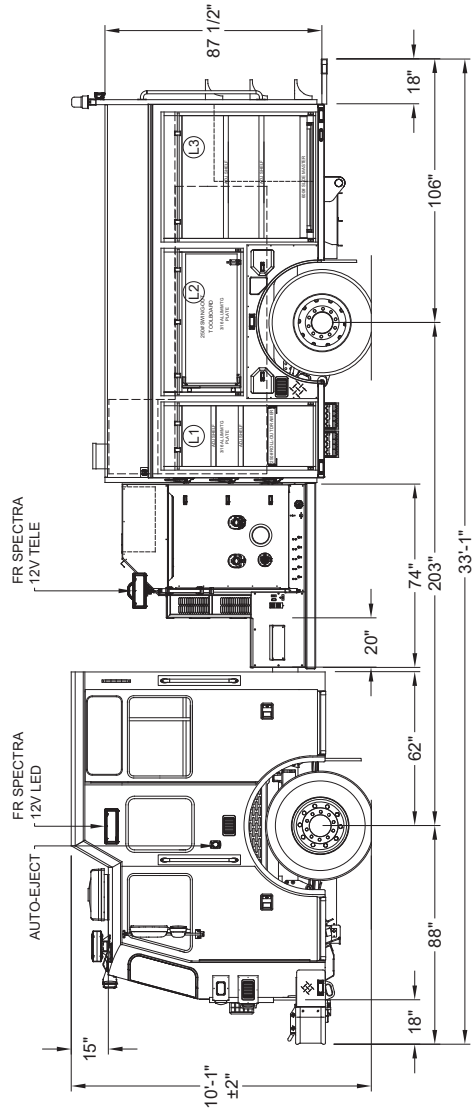
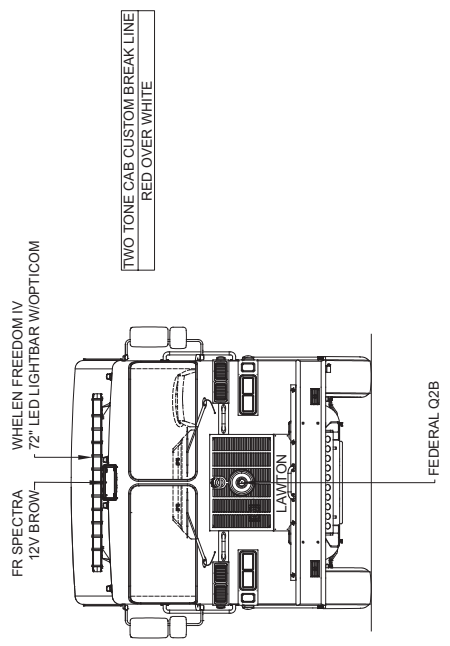
1.5" FRONT BUMPER DISCHARGE



COMPT	DOORS	OPENING DIMENSIONS	INSIDE DIMENSIONS	VOLUME
L1	ROLL-UP	25.5"W X 55.4"H	31.1"W X 66" X 27.3"D	29.4 CU. FT.
L2	ROLL-UP	57.5"W X 28.2"H	61.6"W X 38.8"H X 27.3"D	29.8 CU. FT.
L3	ROLL-UP	50.5"W X 55.4"H	58.4"W X 66" X 27.3"D	50.5 CU. FT.

COMPT	DOORS	OPENING DIMENSIONS	INSIDE DIMENSIONS	VOLUME
R1	ROLL-UP	25.5"W X 48.4"H	31.1"W X 66" X 27.3"D	28.3 CU. FT.
R2	ROLL-UP	57.5"W X 28.2"H	61.6"W X 38.8"H X 27.3"D	29.8 CU. FT.
R3	ROLL-UP	50.5"W X 48.4"H	58.4"W X 66" X 27.3"D	48.6 CU. FT.

COMPT	DOORS	OPENING DIMENSIONS	INSIDE DIMENSIONS	VOLUME
A1	ROLL-UP	37.5"W X 30.3"H	40" X 40" X 31"D	28.7 CU. FT.
				TOTAL: 249.9 CU.FT.



DIMENSIONS SHOWN ON THIS DRAWING ARE APPROXIMATE AND ARE SUBJECT TO MINOR DEVIATIONS DURING CONSTRUCTION.
IN THE EVENT OF A DISCREPANCY BETWEEN THE SUTPHEN SPECIFICATIONS AND DRAWING, THE SUTPHEN SPECIFICATIONS SHALL PREVAIL.
DRAWING IS FOR REFERENCE ONLY. SOME ITEMS PROPOSED MAY NOT BE SHOWN OR NOTED.

CUSTOMER APPROVAL

REV.	DESCRIPTION
P	**REV** SHOP ORDER (FINAL REVISION)
O	**REV** SHOP ORDER (ADDED FRONT BUMPER DISCHARGE)
N	**REV** SHOP ORDER (ADDED ADJ. SHELF IN A1 TO SHIP LOOSE)
M	**REV** SHOP ORDER (REVISED THE REAR VIEW OF THE TRUCK & A1 COMPARTMENT)

KG	DATE	BY
KG	11/08/20	KG
KG	10/20/20	KG
KG	10/08/20	KG
KG	08/15/19	KG
KG	10/08/20	KG

DRAWN BY:	DATE	MFG FACILITY:
T.F.AHOUM	10/20/20	DUBLIN

SUTPHEN
LAWTON FIRE DEPARTMENT
LAWTON, OK
CUSTOM PUMPER - S4 BODY
HS-6023-6025

THIS PRINT IS PROVIDED ON A RESTRICTED BASIS AND IS NOT TO BE USED IN ANY WAY DETRIMENTAL TO THE INTEREST OF SUTPHEN CORPORATION.