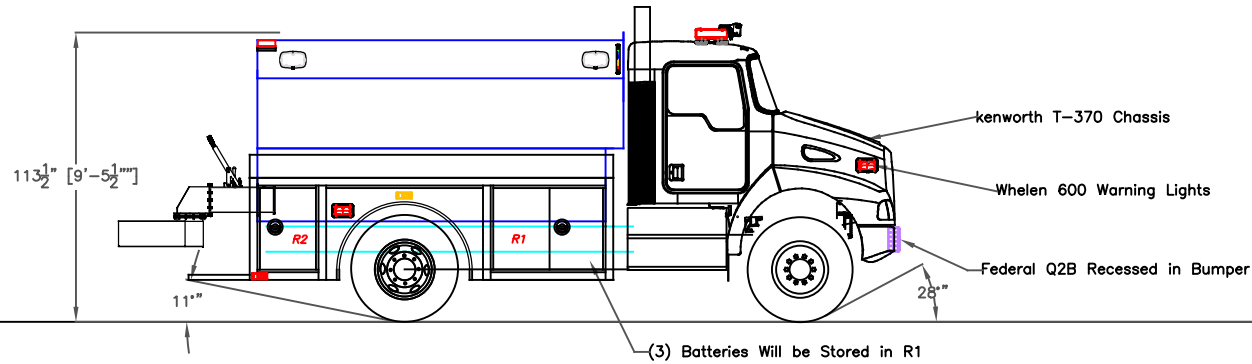
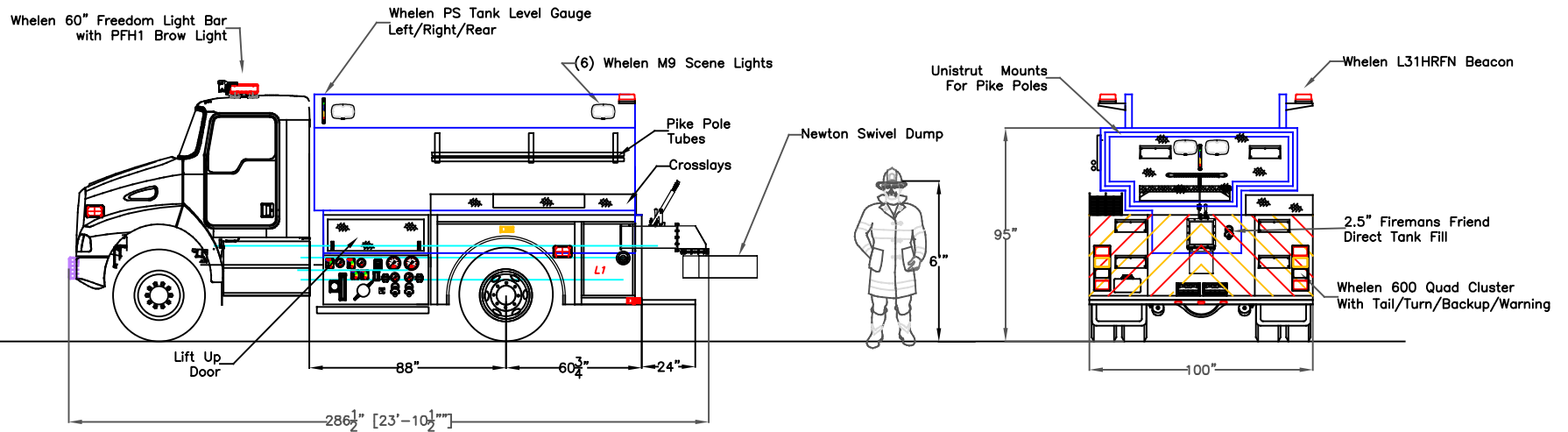
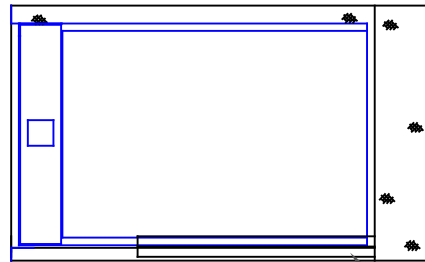


Manual Fold Down Rack
Porta Tank Not Provided



Left Side Compartmentation				
Comp	Doors	Opening Dimensions	Inside Dimensions	Volume
			WxHxD	
L1	Roll Up	23x32	30x36x24.25	15.2 CU FT
Right Side Compartmentation				
Comp	Doors	Opening Dimensions	Inside Dimensions	Volume
R1	Roll Up	44x32	51x36x24.25	25.3 CU FT
R2	Roll Up	23x32	30x36x24.25	15.2 CU FT
Total Volume				55.6 CU Ft

Hale Side Kick 500 GPM PTO
Water Tank Capacity 2000 gal



DIMENSIONS SHOWN ON THIS DRAWING ARE APPROXIMATE AND ARE SUBJECT TO MINOR DEVIATIONS DURING CONSTRUCTION.

IN THE EVENT OF A DISCREPANCY BETWEEN THE SUTPHEN SPECIFICATIONS AND DRAWING, THE SUTPHEN SPECIFICATIONS SHALL PREVAIL.

DRAWING IS FOR REFERENCE ONLY. SOME ITEMS PROPOSED MAY NOT BE SHOWN OR NOTED.

CUSTOMER APPROVAL

NAME: _____

TITLE: _____

DATE: _____

A.	DESCRIPTION	BY	DATE

DRAWN BY:
S. DORFMAN

DATE:
7/22/19

MFG. FACILITY:
SUTPHEN EAST
LAKE ARIEL, PA

SUTPHEN EAST
55 INNOVATION DRIVE
LAKE ARIEL, PA 18436
1-844-776-2889

Lexington County Fire Services
Lexington, SC

Commercial Stainless Wetside Tanker

MFG. NO.: HS 6593