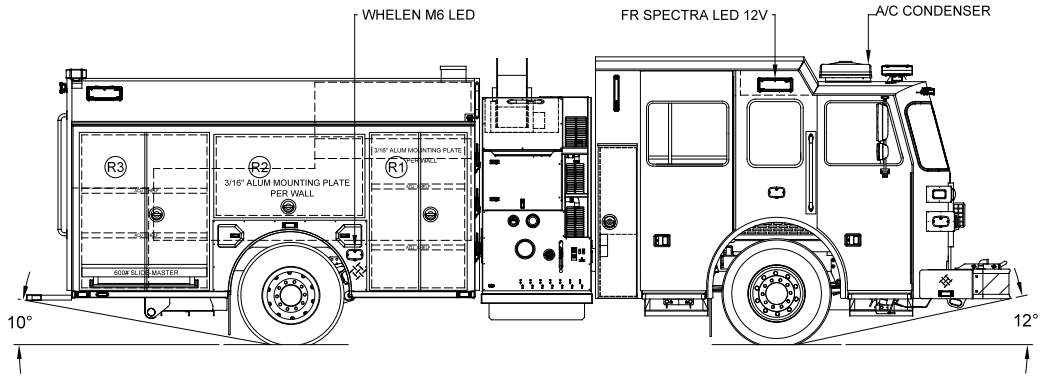


- HOSEBED
- 600' OF 3"
- 100' OF 1.75"
- 1000' OF 5"
- 300' OF 2.5"
- LADDER CHUTE
- 24' 2-SEC
- 14' ROOF
- 10' FOLDING
- BACKBOARD STOR



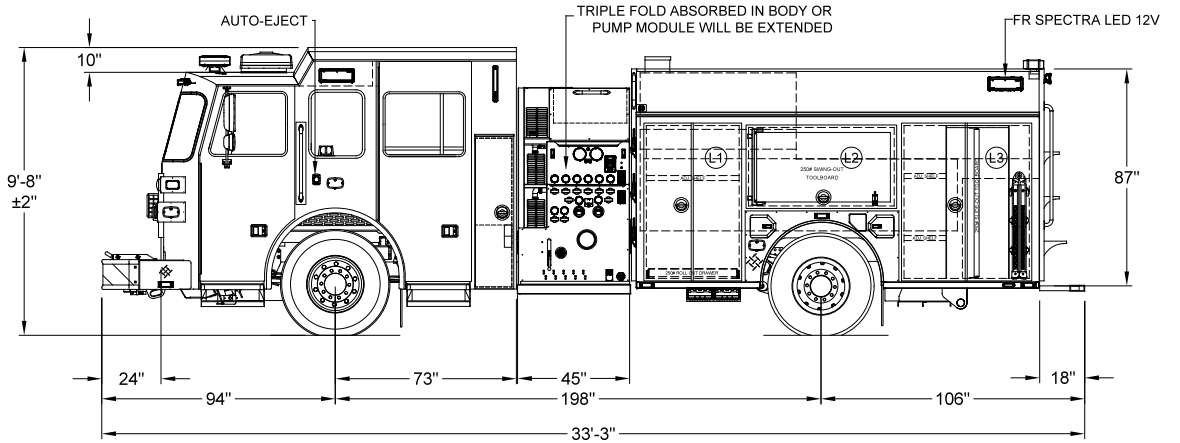
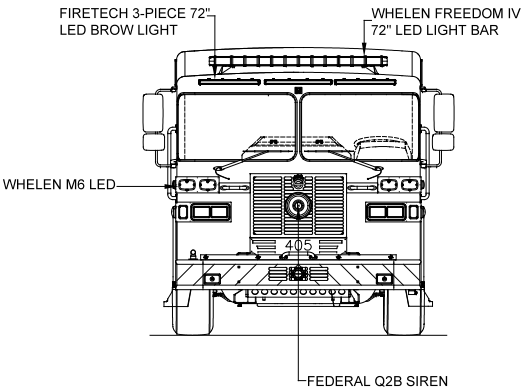
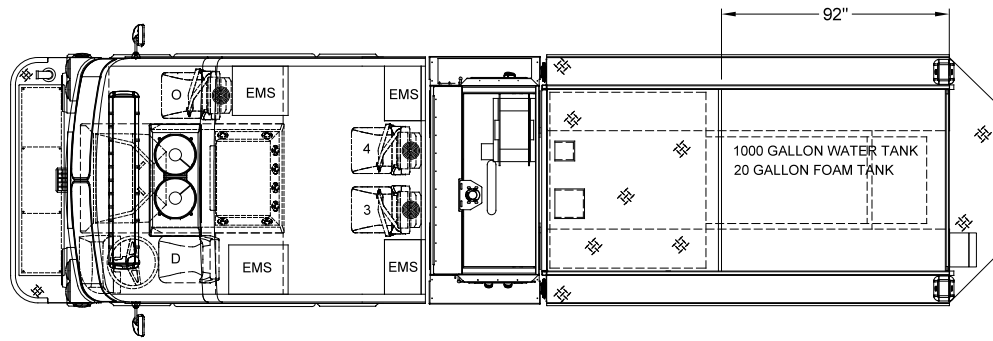
| LEFT SIDE COMPARTMENTS | | | | |
|------------------------|---------|--------------------|-----------------------------|--------------------------------------|
| COMPT | DOORS | OPENING DIMENSIONS | INSIDE DIMENSIONS | VOLUME |
| L1 | DOUBLE | 35.5" w X 58.4" h | 43.1" w X 66" h X 27.3" d | 37.4 CU. FT. (18" h X 10.5" d UPPER) |
| L2 | LIFT-UP | 55" w X 31.9" h | 61.6" w X 36.8" h X 27.3" d | 25.0 CU. FT. (18" h X 10.5" d UPPER) |
| L3 | DOUBLE | 48.5" w X 58.4" h | 53.4" w X 66" h X 27.3" d | 45.4 CU. FT. (18" h X 10.5" d UPPER) |

| RIGHT SIDE COMPARTMENTS | | | | |
|-------------------------|---------|--------------------|-----------------------------|--------------------------------------|
| COMPT | DOORS | OPENING DIMENSIONS | INSIDE DIMENSIONS | VOLUME |
| R1 | DOUBLE | 37.5" w X 58.4" h | 43.1" w X 66" h X 27.3" d | 31.1 CU. FT. (33" h X 10.5" d UPPER) |
| R2 | LIFT-UP | 55" w X 31.9" h | 61.6" w X 36.8" h X 10.5" d | 13.8 CU. FT. |
| R3 | DOUBLE | 48.5" w X 58.4" h | 53.4" w X 66" h X 27.3" d | 37.8 CU. FT. (33" h X 10.5" d UPPER) |

| REAR STEP COMPARTMENT | | | | |
|-----------------------|---------|--------------------|-----------------------|--------------|
| COMPT | DOORS | OPENING DIMENSIONS | INSIDE DIMENSIONS | VOLUME |
| A1 | ROLL-UP | 37.5" w X 32.8" h | 37" h X 40" w X 31" d | 26.5 CU. FT. |

SINGLE TONE PAINT
RED

TOTAL: 217.0 CU.FT



DIMENSIONS SHOWN ON THIS DRAWING ARE APPROXIMATE AND ARE SUBJECT TO MINOR DEVIATIONS DURING CONSTRUCTION.

IN THE EVENT OF A DISCREPANCY BETWEEN THE SUTPHEN SPECIFICATIONS AND DRAWING, THE SUTPHEN SPECIFICATIONS SHALL PREVAIL.

DRAWING IS FOR REFERENCE ONLY. SOME ITEMS PROPOSED MAY NOT BE SHOWN OR NOTED.

CUSTOMER APPROVAL

NAME: _____

TITLE: _____

DATE: _____

| REV | DESCRIPTION | BY | DATE |
|-----|---|----|----------|
| G | **REV-G** REFERENCE CHANGE ORDER DOCUMENT ON SHARED DRIVE / ADDED HANDRAIL LOCATIONS TO THE DRAWING | MC | 06/08/20 |
| F | **REV-F** SHOP ORDER/REFERENCE CHANGE ORDER DOCUMENT ON SHARED DRIVE | TF | 01/31/20 |
| E | **REV-E** SHOP ORDER/REFERENCE CHANGE ORDER DOCUMENT ON SHARED DRIVE | TF | 12/31/19 |
| D | REFERENCE CHANGE ORDER DOCUMENT ON SHARED DRIVE | TF | 12/31/19 |

DRAWN BY:
T FAHOURM

DATE:
04/24/19

MFG. FACILITY:
DUBLIN

WEST LICKING JOINT FIRE DISTRICT
PATASKALA, OH

CUSTOM PUMPER - S2

DWG. NO.: HS-6548