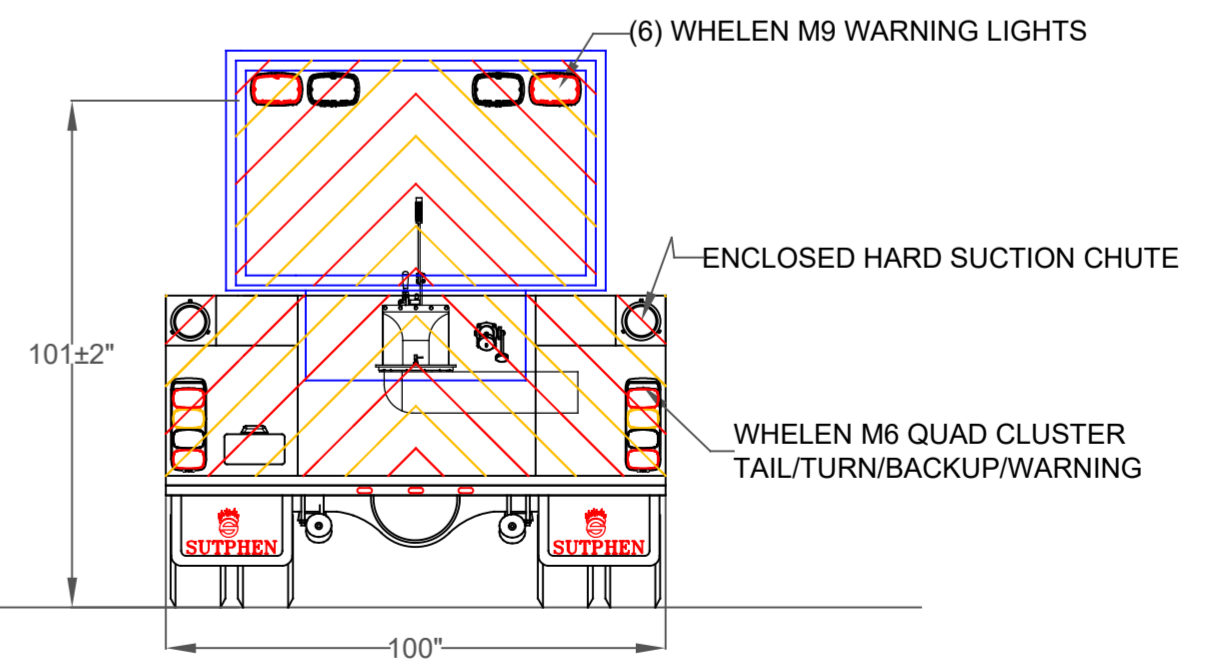
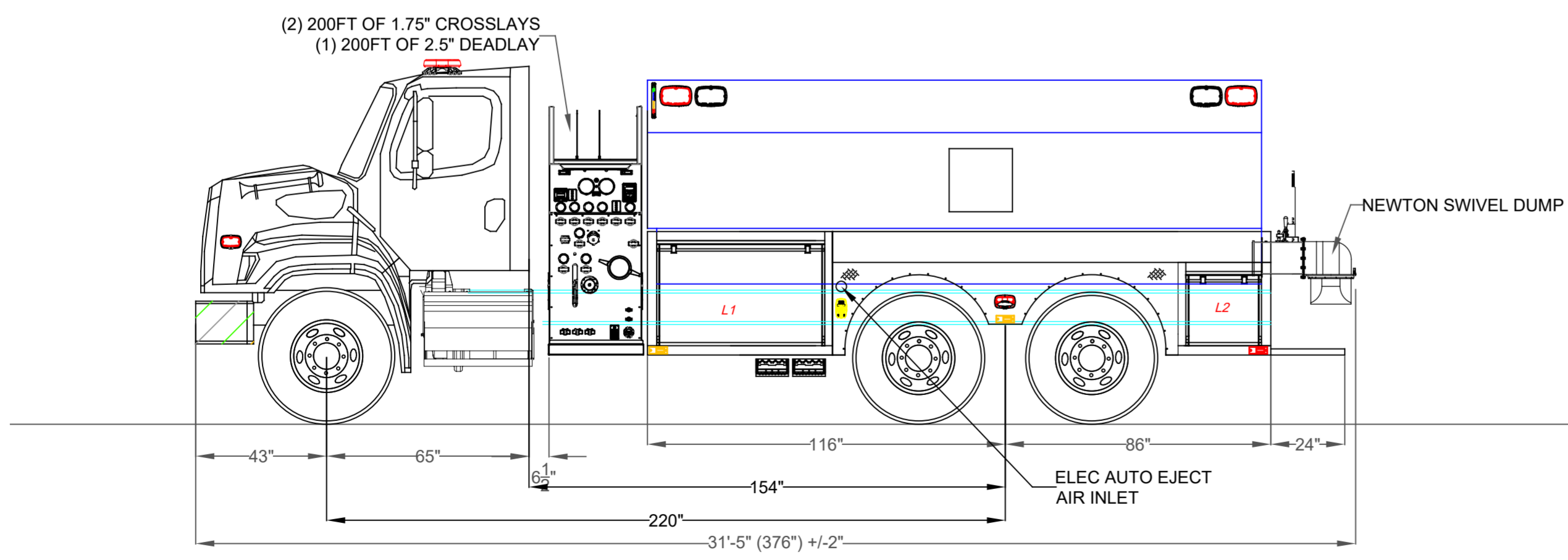
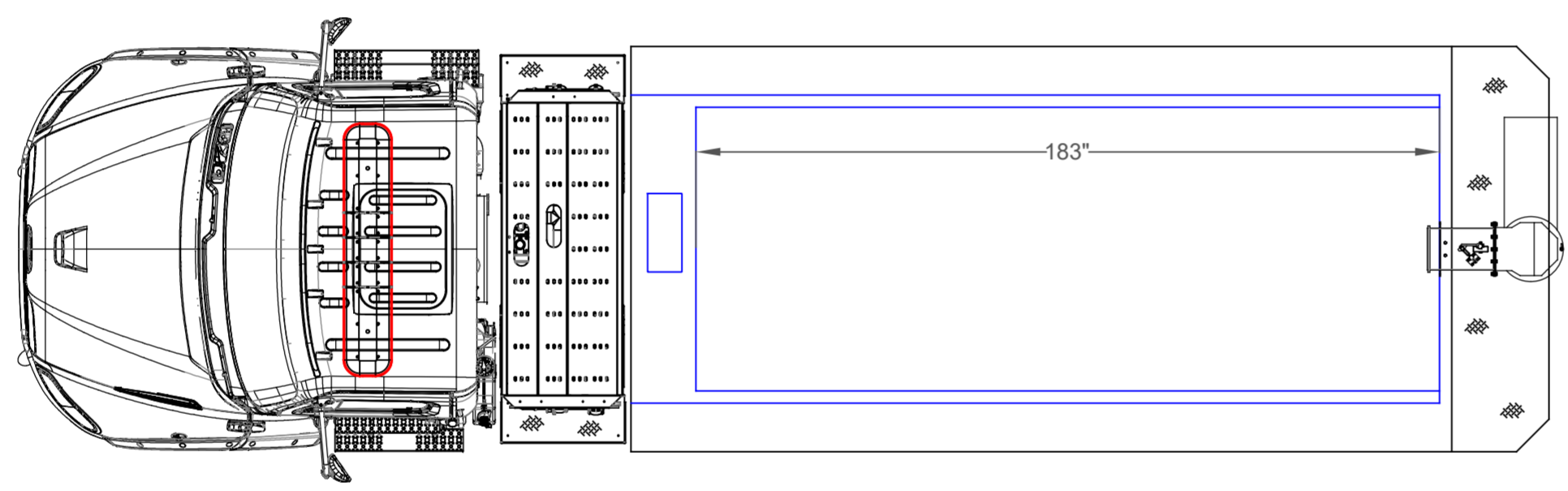


Left Side Compartmentation				
Compt	Doors	Opening Dimensions	Inside Dimensions	Volume
WxHxD				
L1	Roll Up	51x26	58.75x36x24.25	30.3 CU FT
L2	Roll Up	21x16	28.75x26x24.25	10.9 CU FT
Right Side Compartmentation				
Compt	Doors	Opening Dimensions	Inside Dimensions	Volume
R1	Roll Up	51x26	58.75x36x24.25	30.3 CU FT
R2	Roll Up	21x16	28.75x26x24.25	10.9 CU FT

Hale MPB 1000 PTO Pump  
 Water Tank Capacity 3000 gal  
 Total Volume  
 82.5 CU Ft



DIMENSIONS SHOWN ON THIS DRAWING ARE APPROXIMATE AND ARE SUBJECT TO MINOR DEVIATIONS DURING CONSTRUCTION.  
 IN THE EVENT OF A DISCREPANCY BETWEEN THE SUTPHEN SPECIFICATIONS AND DRAWING, THE SUTPHEN SPECIFICATIONS SHALL PREVAIL.  
 DRAWING IS FOR REFERENCE ONLY. SOME ITEMS PROPOSED MAY NOT BE SHOWN OR NOTED.

CUSTOMER APPROVAL

NAME: \_\_\_\_\_

TITLE: \_\_\_\_\_

DATE: \_\_\_\_\_

REV.	DESCRIPTION	BY	DATE

THIS PRINT IS PROVIDED ON A RESTRICTED BASIS AND IS NOT TO BE USED IN ANY WAY DETRIMENTAL TO THE INTEREST OF SUTPHEN CORPORATION.

DRAWN BY: J. Gordon  
 DATE: 02/20/2019  
 MFG. FACILITY: SUTPHEN EAST LAKE ARIEL, PA  
 DWG. NO.: 6520

SUTPHEN EAST  
 55 INNOVATION DRIVE  
 LAKE ARIEL, PA  
 1-844-776-2889

Hernando County Fire Dept  
 Hernando County, FL

Commercial Aluminum Wetside Tanker