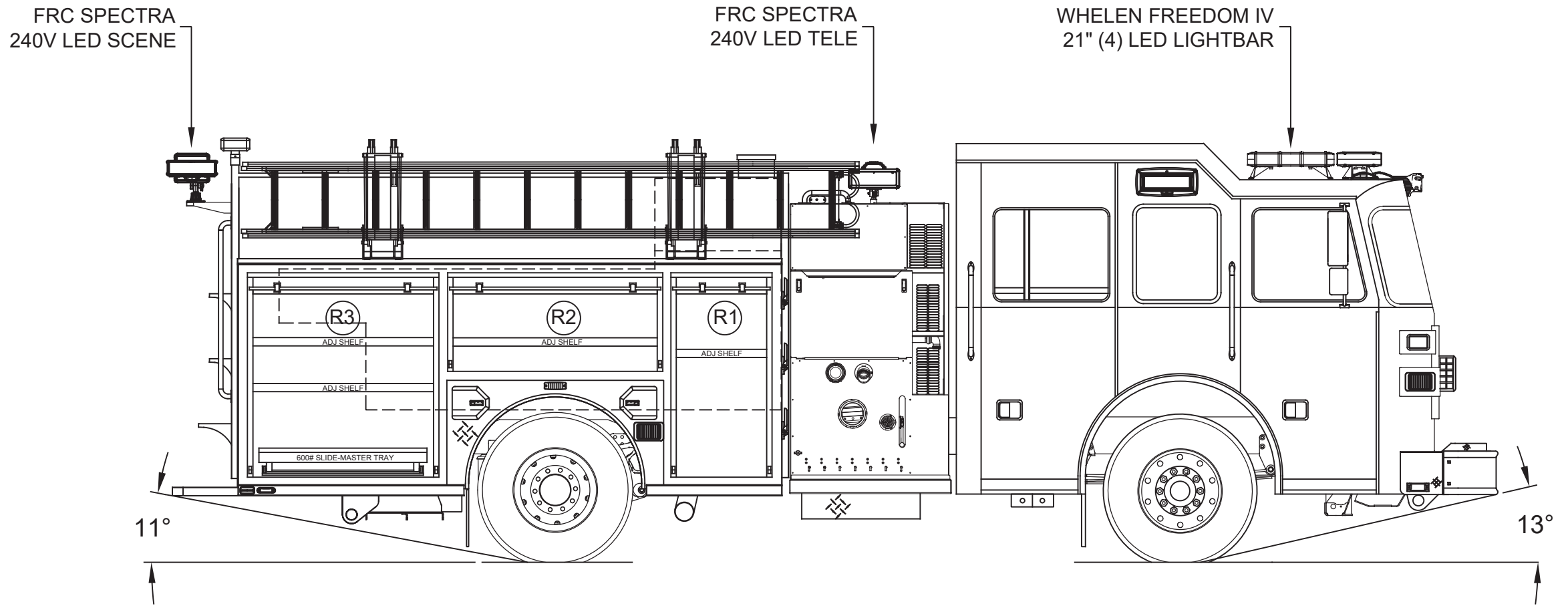
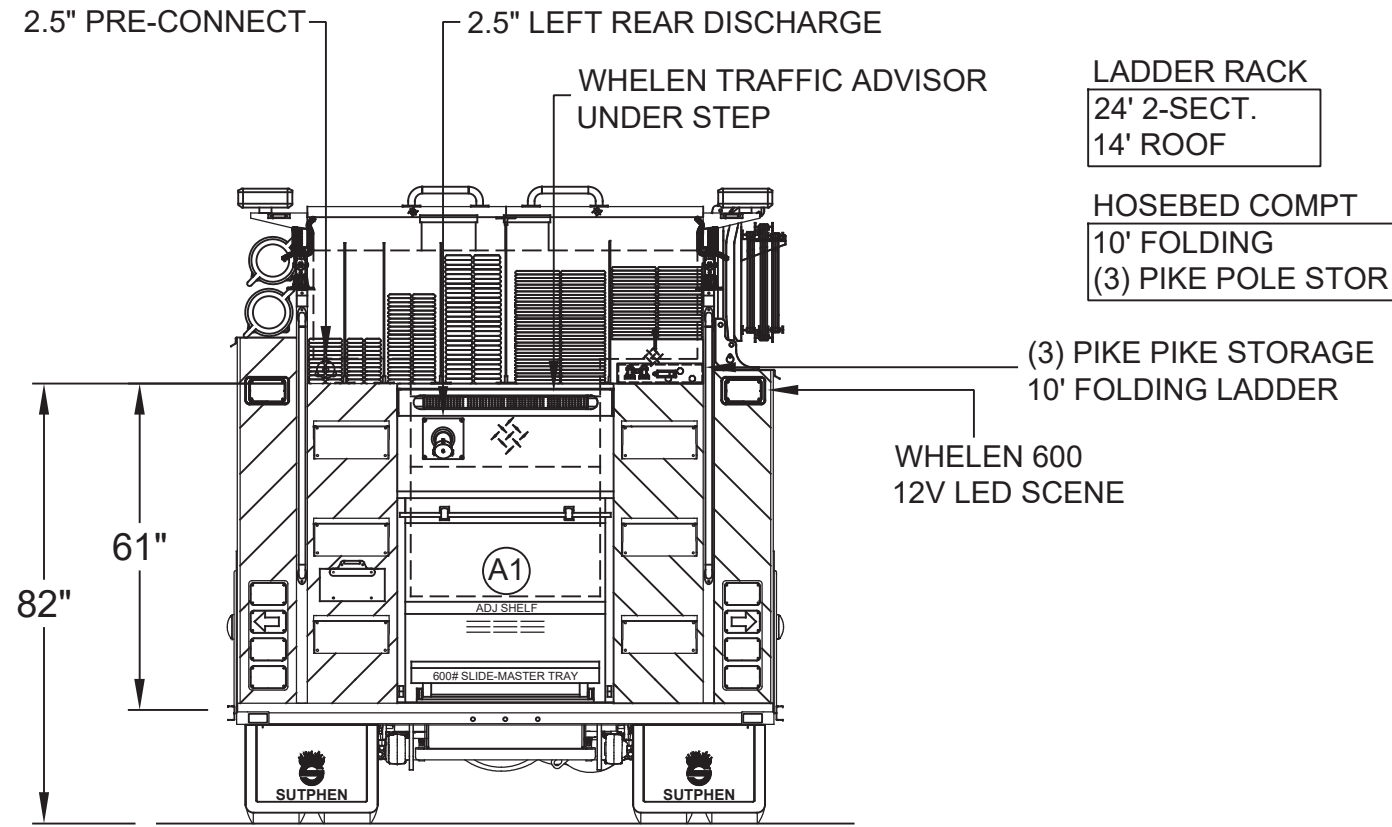


HOSEBED

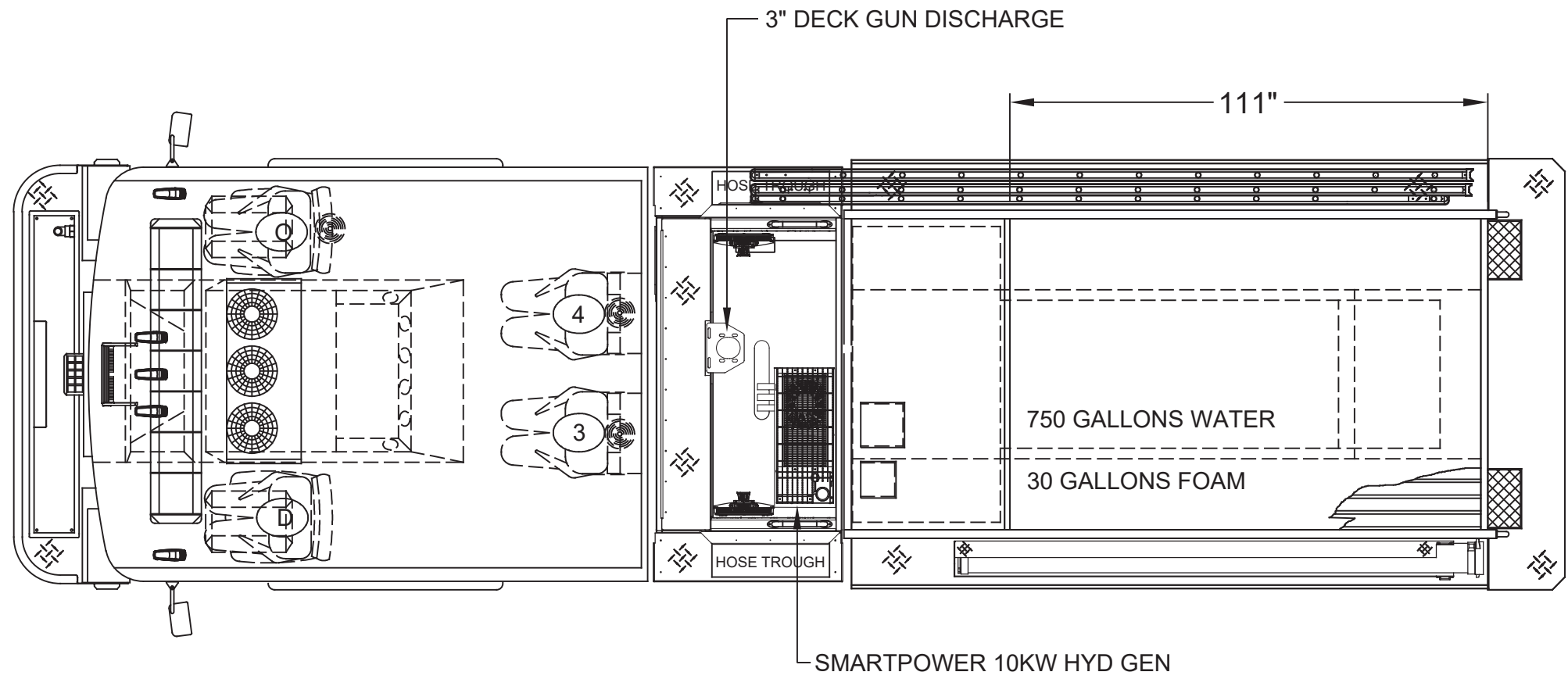
200' OF 1.75"
200' OF 1.75"
400' OF 2.5"
500' OF 3"
1,000' OF 5"



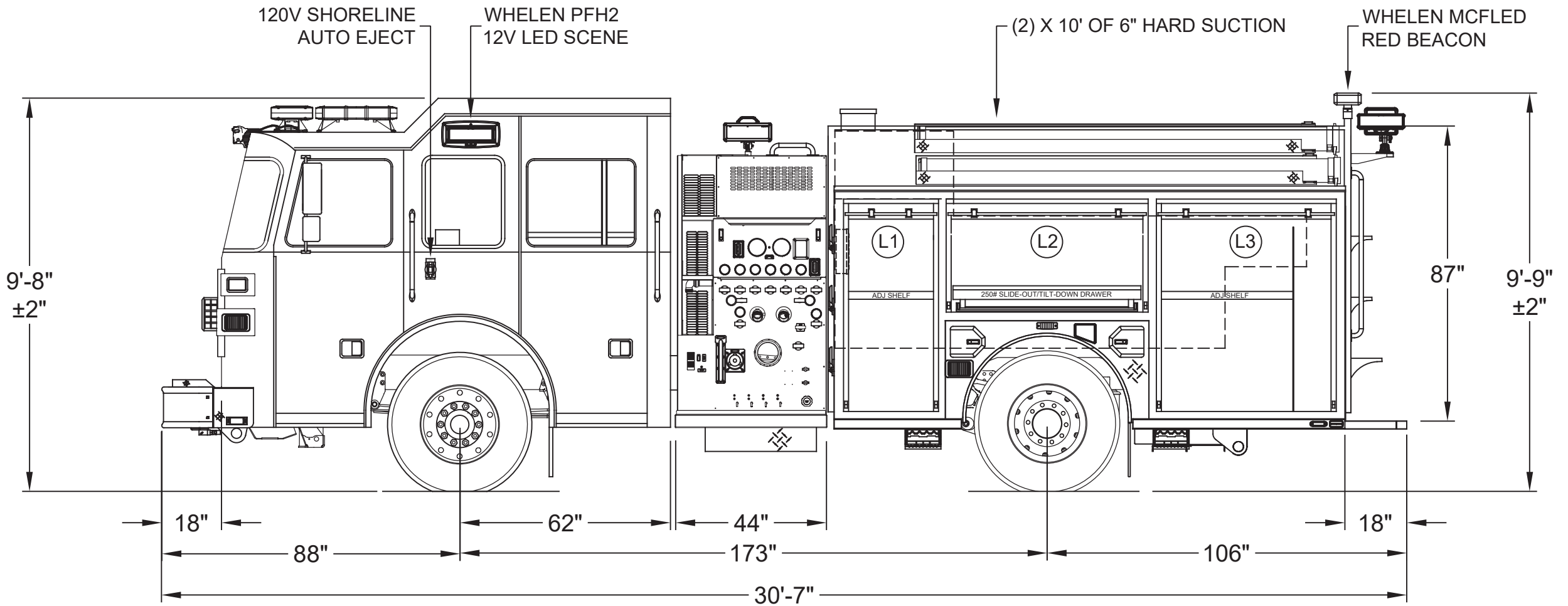
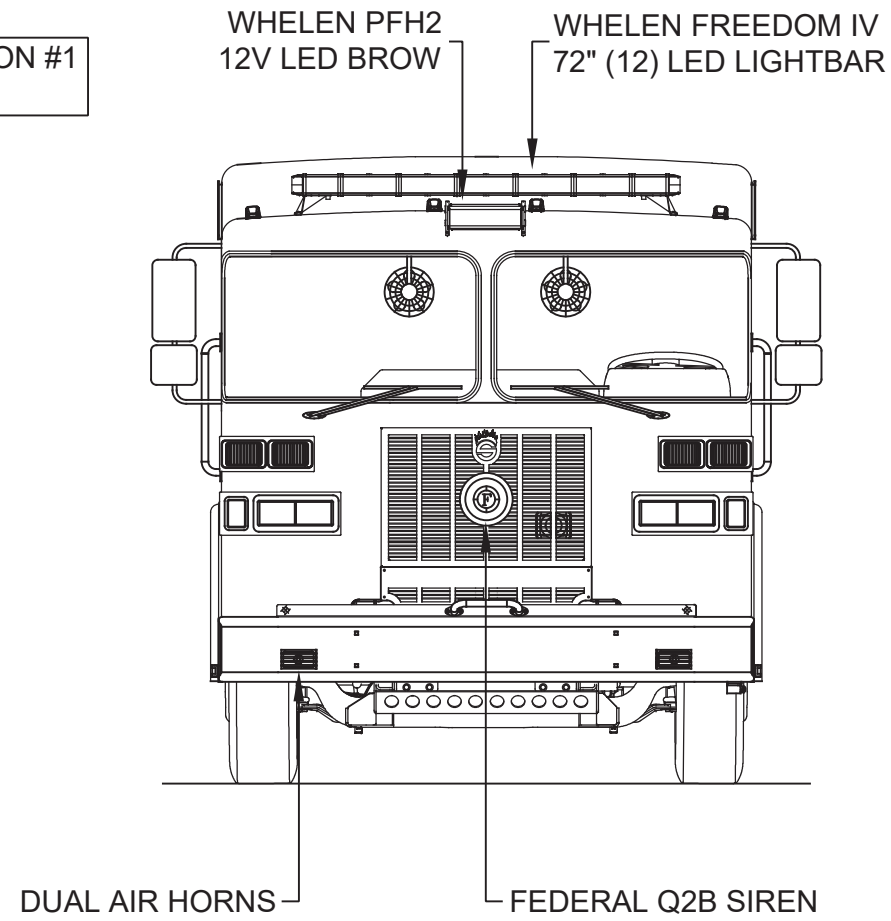
LEFT SIDE COMPARTMENTS					(10"h X 10.5"d UPPER)
COMPT	DOORS	OPENING DIMENSIONS	INSIDE DIMENSIONS	VOLUME	
L1	ROLL-UP	25.5"w X 57.4"h	31.1"w X 66"h X 27.3"d	29.4 CU. FT.	
L2	ROLL-UP	57.5"w X 28.2"h	61.6"w X 36.8"h X 27.3"d	29.8 CU. FT.	
L3	ROLL-UP	50.5"w X 57.4"h	53.4"w X 66"h X 27.3"d	50.5 CU. FT.	(10"h X 10.5"d UPPER)

RIGHT SIDE COMPARTMENTS					(4"h X 10.5"d UPPER)
COMPT	DOORS	OPENING DIMENSIONS	INSIDE DIMENSIONS	VOLUME	
R1	ROLL-UP	25.5"w X 51.4"h	31.1"w X 60"h X 27.3"d	28.3 CU. FT.	
R2	ROLL-UP	57.5"w X 22.2"h	61.6"w X 30.8"h X 27.3"d	27.6 CU. FT.	
R3	ROLL-UP	50.5"w X 51.4"h	53.4"w X 60"h X 27.3"d	48.6 CU. FT.	(4"h X 10.5"d UPPER)

REAR STEP COMPARTMENT					TOTAL: 242.9 CU.FT.
COMPT	DOORS	OPENING DIMENSIONS	INSIDE DIMENSIONS	VOLUME	
A1	ROLL-UP	37.5"w X 32.8"h	40"h X 40"w X 31"d	28.7 CU. FT.	



TWO-TONE CAB
PAINT BREAK OPTION #1
WHITE OVER RED



DIMENSIONS SHOWN ON THIS DRAWING ARE APPROXIMATE AND ARE SUBJECT TO MINOR DEVIATIONS DURING CONSTRUCTION.

CUSTOMER APPROVAL

NAME: _____

TITLE: _____

DATE: _____

E REV-E SHOP ORDER

D REV-D SHOP ORDER

C REV-C SHOP ORDER

B REV-B SHOP ORDER

REV.

DESCRIPTION

THIS PRINT IS PROVIDED ON A RESTRICTED BASIS AND IS NOT TO BE USED IN ANY WAY DETRIMENTAL TO THE INTEREST OF SUTPHEN CORPORATION.

KG

12/10/19

DRAWN BY:

K.GOON

DATE:

10/29/18

MFG. FACILITY:

DUBLIN



CITY OF MENTOR FIRE DEPT.
MENTOR, OH

CUSTOM PUMPER - S4 BODY

DWG. NO.:

HS-6411

IN THE EVENT OF A DISCREPANCY BETWEEN THE SUTPHEN SPECIFICATIONS AND DRAWING, THE SUTPHEN SPECIFICATIONS SHALL PREVAIL.

DRAWING IS FOR REFERENCE ONLY. SOME ITEMS PROPOSED MAY NOT BE SHOWN OR NOTED.