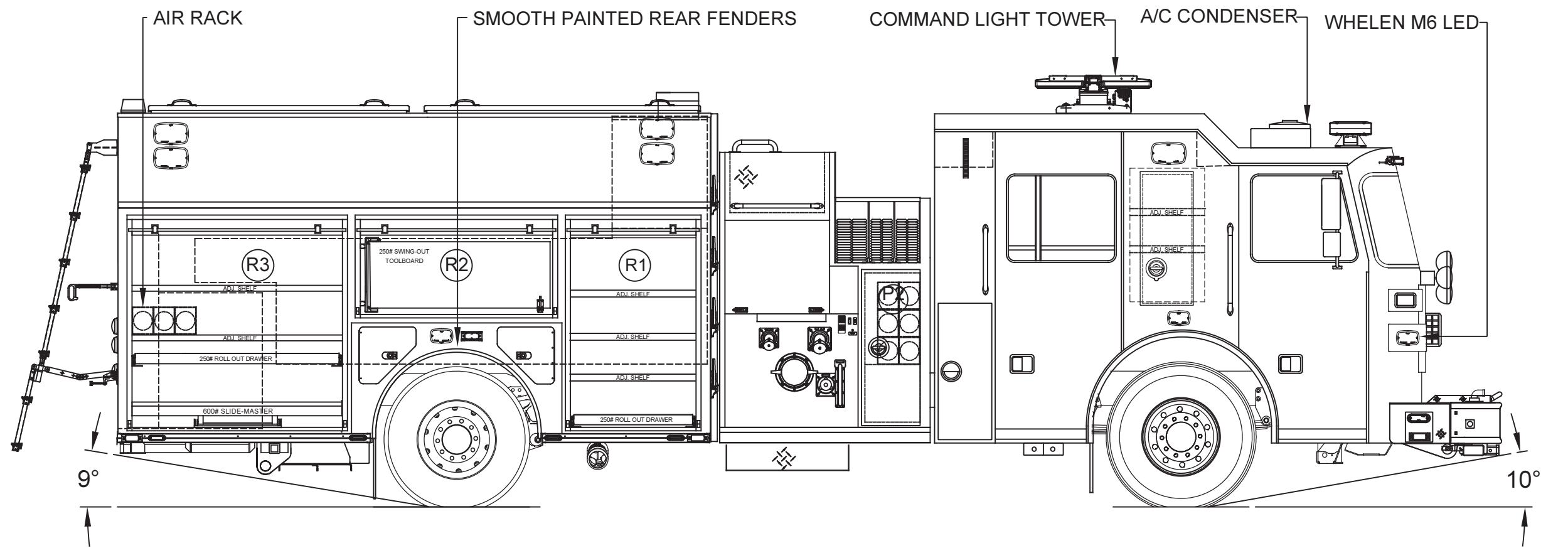


2 HARD SUCTION HOSE
3 PIKE POLES
10' FOLDING

LADDER CHUTE
24' 2-SEC
14' ROOF
10' FOLDING



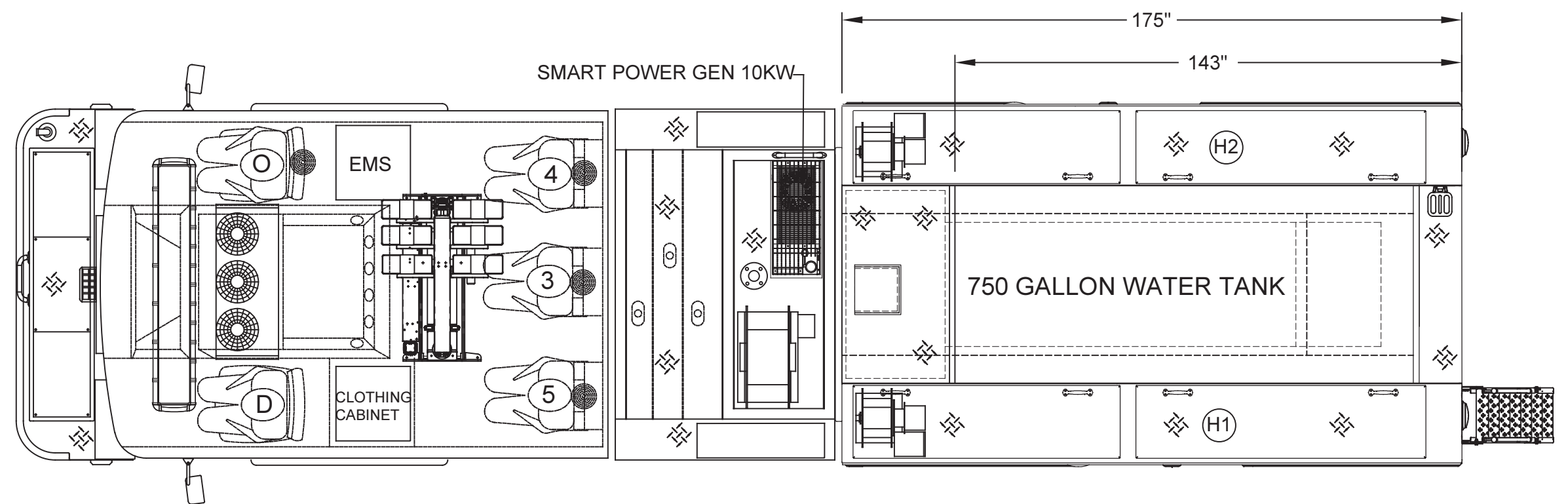
LEFT SIDE COMPARTMENTS				
COMPT	DOORS	OPENING DIMENSIONS	INSIDE DIMENSIONS	VOLUME
L1	ROLL-UP	37.5" w X 55.4" h	43.1" w X 66" h X 27.3" d	40.8 CU. FT.
L2	ROLL-UP	57.5" w X 18.2" h	61.6" w X 32.8" h X 27.3" d	22.0 CU. FT.
L3	ROLL-UP	62.5" w X 55.4" h	65.4" w X 66" h X 27.3" d	68.1 CU. FT.
H1	LIFT-UP	(2) 19" w X 78.5" l	173.8" w X 25.6" h X 21.8" d	56.0 CU. FT.

RIGHT SIDE COMPARTMENTS				
COMPT	DOORS	OPENING DIMENSIONS	INSIDE DIMENSIONS	VOLUME
R1	ROLL-UP	37.5" w X 55.4" h	43.1" w X 66" h X 27.3" d	33.9 CU. FT.
R2	ROLL-UP	57.5" w X 18.2" h	61.6" w X 32.8" h X 16.0" d	14.4 CU. FT.
R3	ROLL-UP	62.5" w X 55.4" h	65.4" w X 66" h X 27.3" d	41.9 CU. FT.
H2	LIFT-UP	(2) 19" w X 78.5" l	173.8" w X 25.6" h X 21.8" d	56.0 CU. FT.

*R1 & R3 HAVE 61.6" w X 24.5" h X 16.0" d MIDDLE SECTIONS

REAR STEP COMPARTMENT				
COMPT	DOORS	OPENING DIMENSIONS	INSIDE DIMENSIONS	VOLUME
A1	ROLL-UP	37.5" w X 30.8" h	40" h X 40" w X 31" d	28.7 CU. FT.

TOTAL: 363.8 CU. FT.




TWO TONE CAB
BLACK OVER WHITE

WHELEN FREEDOM IV
12 MODULE 72" LED LIGHTBAR

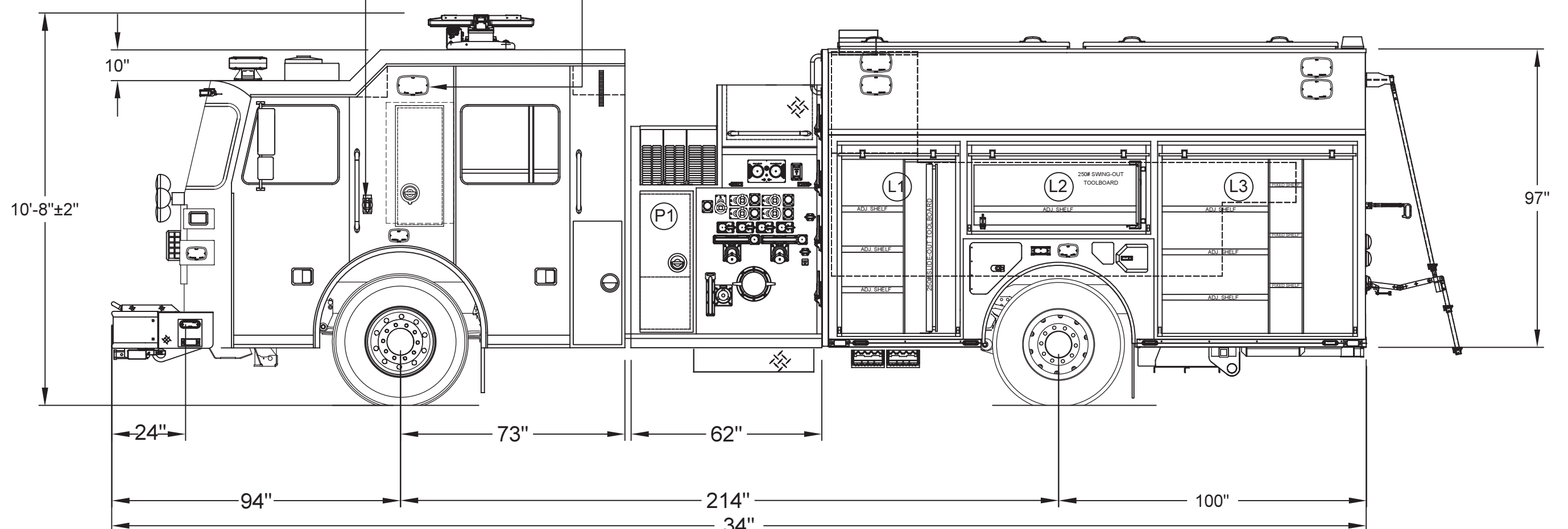
FIRETECH 3-PIECE 72"
LED BROW LIGHT

ROTO-RAY LED



AUTO EJECT

WHELEN M9 12V SCENE LED



DIMENSIONS SHOWN ON THIS DRAWING ARE APPROXIMATE AND ARE SUBJECT TO MINOR DEVIATIONS DURING CONSTRUCTION.

CUSTOMER APPROVAL

NAME: _____
TITLE: _____
DATE: _____

IN THE EVENT OF A DISCREPANCY BETWEEN THE SUTPHEN SPECIFICATIONS AND DRAWING, THE SUTPHEN SPECIFICATIONS SHALL PREVAIL.

DRAWING IS FOR REFERENCE ONLY. SOME ITEMS PROPOSED MAY NOT BE SHOWN OR NOTED.

M	**REV-M** SHOP ORDER/REFERENCE SHOP ORDER REV DOCUMENT ON SHARED DRIVE	TF	02/10/2020
L	**REV-L** SHOP ORDER/REFERENCE SHOP ORDER REV DOCUMENT ON SHARED DRIVE	TF	01/24/2020
K	REFERENCE SHOP ORDER REV DOCUMENT ON SHARED DRIVE	TF	01/13/2020
J	REFERENCE SHOP ORDER REV DOCUMENT ON SHARED DRIVE	TF	12/19/2019
REV.	DESCRIPTION	BY	DATE

DRAWN BY:
T.FAHOUM
DATE:
03/18/2019
MFG. FACILITY:
DUBLIN

SUTPHEN
ELON FIRE DEPARTMENT
ELON, NC

CUSTOM PUMPER - PA-17 BODY
DWG. NO.: HS-6393

THIS PRINT IS PROVIDED ON A RESTRICTED BASIS AND IS NOT TO BE USED IN ANY WAY DETRIMENTAL TO THE INTEREST OF SUTPHEN CORPORATION.