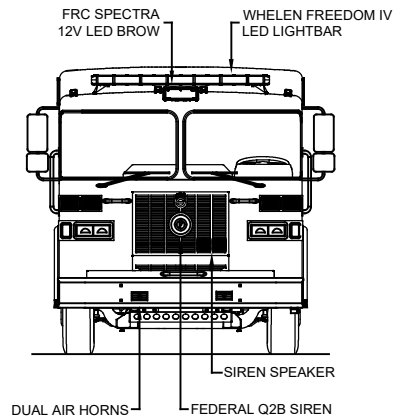
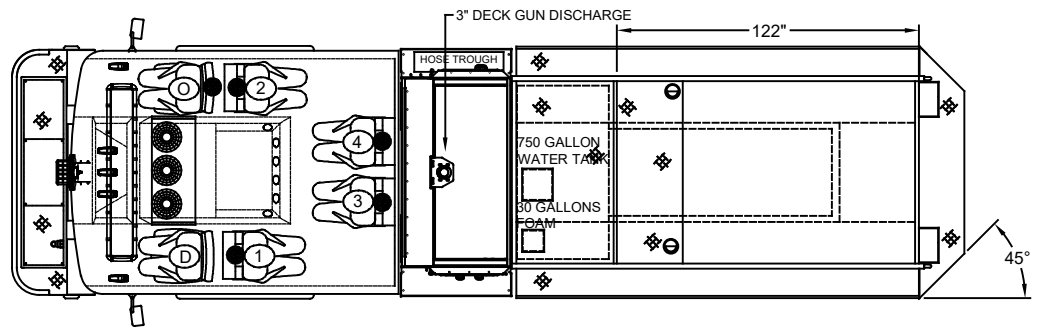


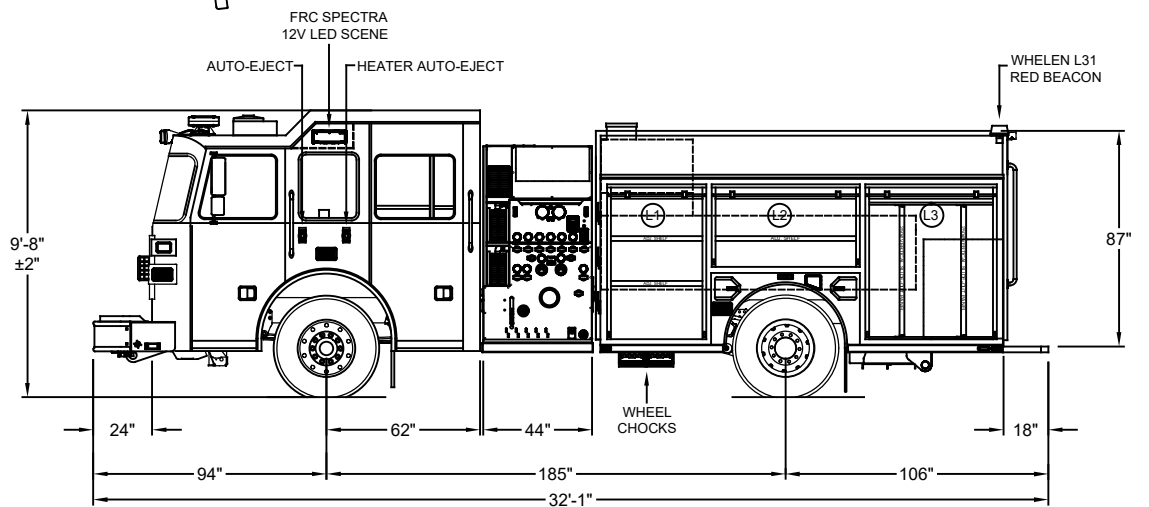
EXACT COMPARTMENT DIMENSIONS TBD PER ENGINEERING FOR LOW HOSEBED MODIFICATIONS

LEFT SIDE COMPARTMENTATION				
COMPT	DOORS	OPENING DIMENSIONS	INSIDE DIMENSIONS	VOLUME
L1	ROLL-UP	37" w X 56 7/8" h	43" w X 66" h X 27 1/4" d	40 CU. FT.
L2	ROLL-UP	57" w X 27 5/8" h	61 1/2" w X 36 1/2" h X 27 1/4" d	30 CU. FT.
L3	ROLL-UP	50" w X 56 7/8" h	53" w X 66" h X 27 1/4" d	52 CU. FT.
RIGHT SIDE COMPARTMENTATION				
COMPT	DOORS	OPENING DIMENSIONS	INSIDE DIMENSIONS	VOLUME
R1	ROLL-UP	37" w X 56 7/8" h	43" w X 66" h X 27 1/4" d (10 1/2" d upper)	26 CU. FT.
R2	ROLL-UP	57" w X 27 5/8" h	61 1/2" w X 36 1/2" h X 10 1/2" d	13 CU. FT.
R3	ROLL-UP	50" w X 56 7/8" h	53" w X 66" h X 27 1/4" d (10 1/2" d upper)	34 CU. FT.
REAR STEP COMPARTMENTS				
COMPT	DOORS	OPENING DIMENSIONS	INSIDE DIMENSIONS	VOLUME
A1	ROLL-UP	37 1/2" w X 31" h	40" w X 40" w X 29 1/2" d	27 CU. FT.

TOTAL: 222 CU. FT.



TWO-TONE CAB PAINT  
PAINT BREAK OPTION #1  
BLACK OVER CRIMSON



DIMENSIONS SHOWN ON THIS DRAWING ARE APPROXIMATE AND ARE SUBJECT TO MINOR DEVIATIONS DURING CONSTRUCTION.

IN THE EVENT OF A DISCREPANCY BETWEEN THE SUTPHEN SPECIFICATIONS AND DRAWING, THE SUTPHEN SPECIFICATIONS SHALL PREVAIL.

DRAWING IS FOR REFERENCE ONLY. SOME ITEMS PROPOSED MAY NOT BE SHOWN OR NOTED.

CUSTOMER APPROVAL

NAME: \_\_\_\_\_

TITLE: \_\_\_\_\_

DATE: \_\_\_\_\_

REV	DESCRIPTION	BY	DATE
E	REV-E.SHOP.ORDER	KG	07/22/19
D	REV-D.SHOP.ORDER	KG	05/16/19
C	REV-C.SHOP.ORDER	KG	03/04/19
B	REV-B.SHOP.ORDER	KG	03/01/19

DRAWN BY: J.MORGAN

DATE: 09/07/18

MFG. FACILITY: DUBLIN

HS-6349 DEMO 457 (NORTHEAST DEMO)  
DUBLIN, OHIO

CUSTOM PUMPER - S2 BODY

DWG NO: HS-6349