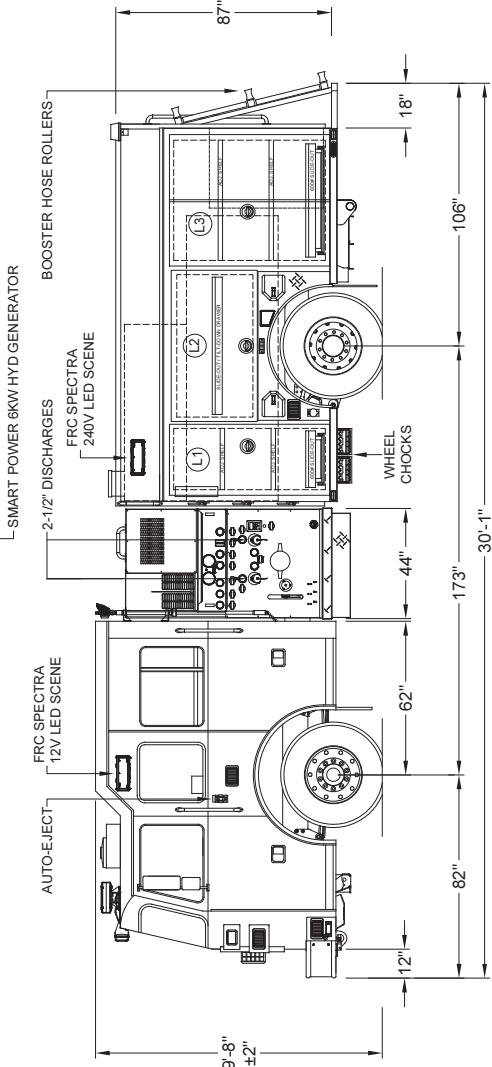
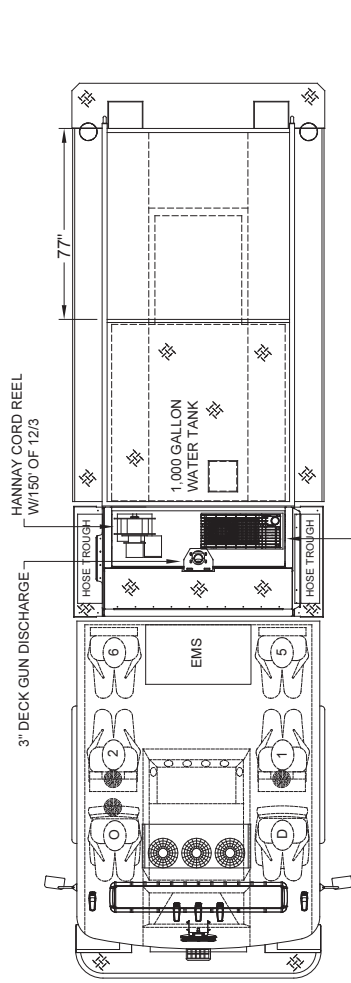
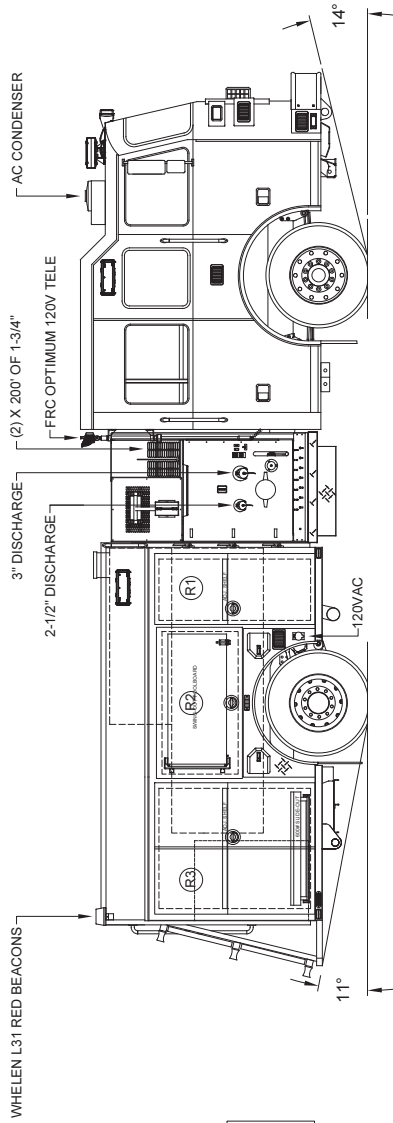
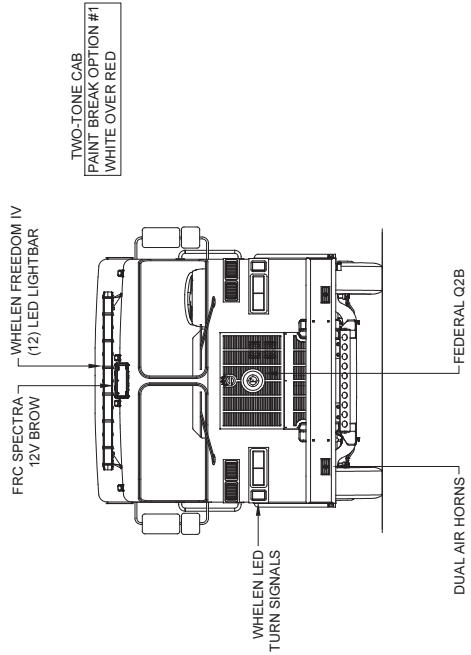


COMP	DOORS	OPENING DIMENSIONS	INSIDE DIMENSIONS	VOLUME
L1	DOUBLE	24.34" W X 62.34" H	28.34" W X 66" H X 27.14" D	30 CU. FT.
L2	LIFT-UP	57.12" W X 32.14" H	61.12" W X 36.12" H X 27.14" D	30 CU. FT.
L3	DOUBLE	48.12" W X 62.34" H	53.12" W X 66" H X 27.14" D	55 CU. FT.
RIGHT SIDE COMPARTMENTATION				
COMP	DOORS	OPENING DIMENSIONS	INSIDE DIMENSIONS	VOLUME
R1	DOUBLE	24.34" W X 62.34" H	28.34" W X 66" H X 27.14" D (UPPER)	20 CU. FT.
R2	DOUBLE	37.12" W X 32.14" H	41.12" W X 36.12" H X 27.14" D (UPPER)	20 CU. FT.
R3	DOUBLE	48.12" W X 62.34" H	53.12" W X 66" H X 27.14" D (UPPER)	43 CU. FT.
REAR STEP COMPARTMENTS				
COMP	DOORS	OPENING DIMENSIONS	INSIDE DIMENSIONS	VOLUME
A1	ROLL-UP	37.12" W X 37" H	46" H X 40" W X 30.12" D	33 CU. FT.

TOTAL: 224 CU. FT.



DIMENSIONS SHOWN ON THIS DRAWING ARE APPROXIMATE AND ARE SUBJECT TO MINOR DEVIATIONS DURING CONSTRUCTION. IN THE EVENT OF A DISCREPANCY BETWEEN THE SUTPHEN SPECIFICATIONS AND DRAWING, THE SUTPHEN SPECIFICATIONS SHALL PREVAIL. DRAWING IS FOR REFERENCE ONLY. SOME ITEMS PROPOSED MAY NOT BE SHOWN OR NOTED.

CUSTOMER APPROVAL

NAME:
TITLE:
DATE:

REV	DESCRIPTION	BY	DATE
H	MULTIPLE CLARIFICATIONS - SEE SO REVISION EMAIL FOR FULL LIST	RM	11/20/18
G	MULTIPLE CLARIFICATIONS - SEE SO REVISION EMAIL FOR FULL LIST	RM	11/09/18
F	A1 1,000W SLIDE-MASTER ADDED BACK IN (TOO LATE TO CANCEL ORDER)	RM	09/28/18
E	DECK GUN MONITOR DEALER SUPPLIED - TIRE CHAINS DELETED - CHEVRON MATERIAL CHANGED - A1 SLIDE-OUT DELETED	RM	09/07/18

DRAWN BY:	DATE
R. MILLER	08/02/17

SUTPHEN
DURHAM COUNTY FIRE RESCUE
DURHAM, NC
CUSTOM PUMPER - S254 SPECIAL DURHAM BODY
DWG. NO.: HS2244-15