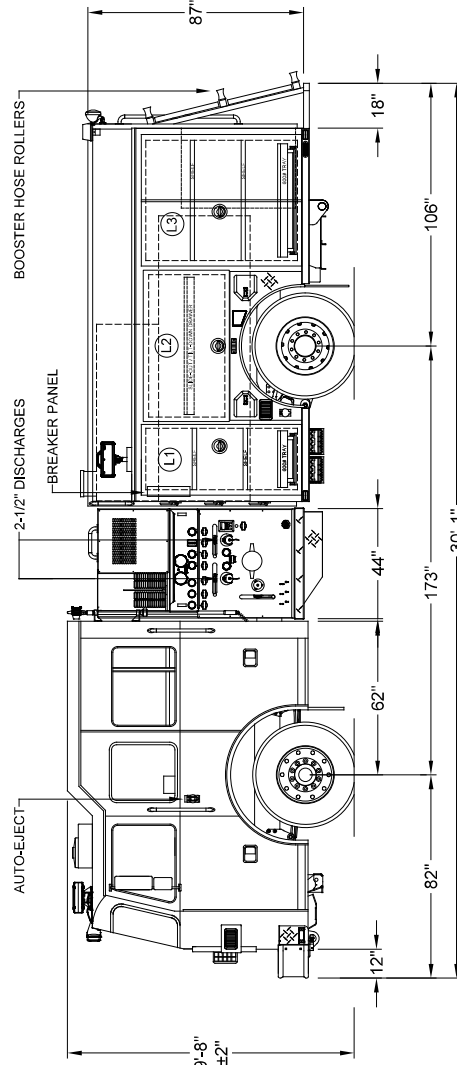
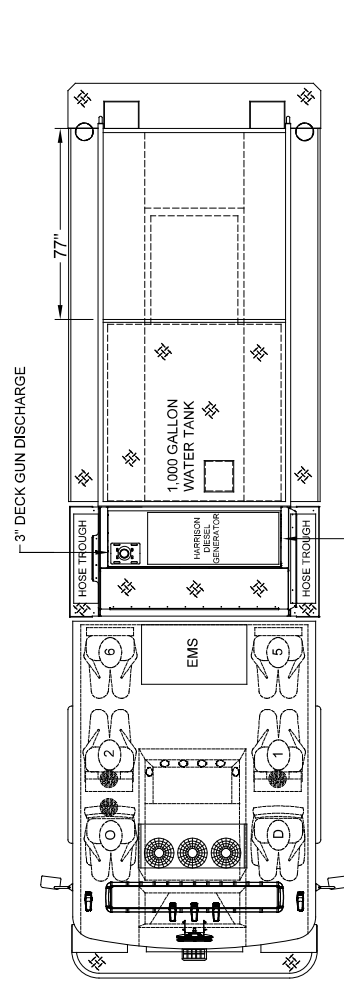
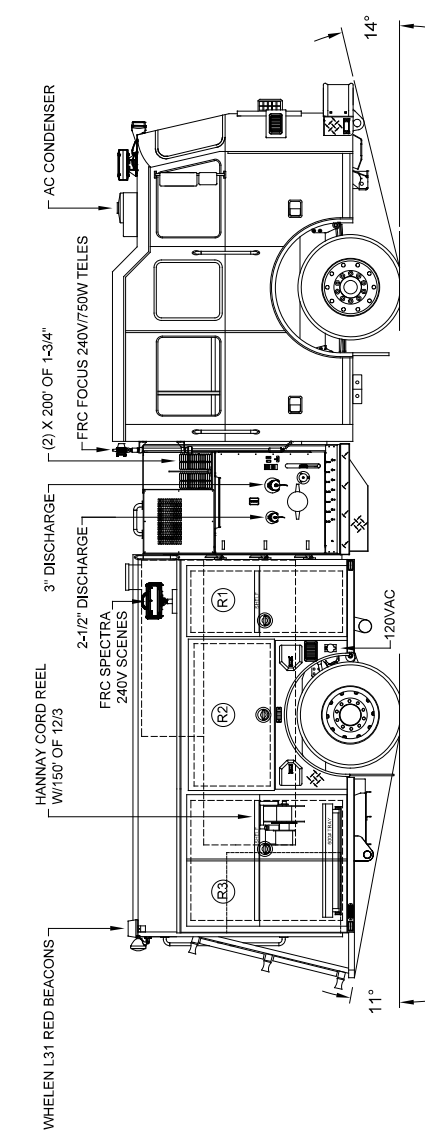
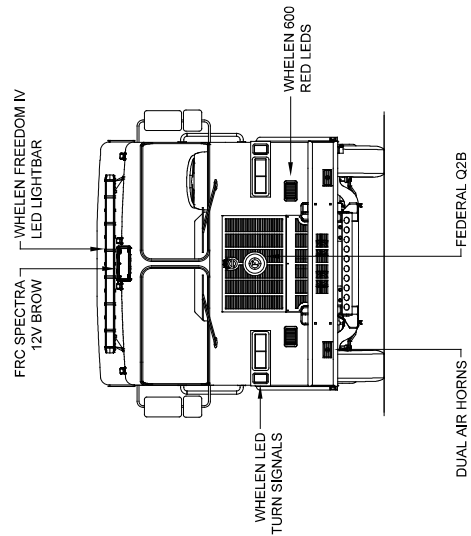


COMP	DOORS	LEFT SIDE COMPARTMENTATION	INSIDE DIMENSIONS	VOLUME
L1	DOUBLE	24.34'w X 62.34'h	28.34'w X 65'h X 27.14'd	30 CU. FT.
L2	LIFT-UP	57.12'w X 32.14'h	61.12'w X 35.12'h X 27.14'd	30 CU. FT.
L3	DOUBLE	48.12'w X 62.34'h	53.12'w X 65'h X 27.14'd	55 CU. FT.
R1	DOUBLE	28.34'w X 62.34'h	28.34'w X 65'h X 27.14'd (10.12'd upper)	20 CU. FT.
R2	LIFT-UP	37.12'w X 32.14'h	31.12'w X 35.12'h X 27.14'd (10.12'd upper)	30 CU. FT.
R3	DOUBLE	46.12'w X 62.34'h	53.12'w X 65'h X 27.14'd (10.12'd upper)	43 CU. FT.
REAR STEP COMPARTMENTS				
COMPT	DOORS	INSIDE DIMENSIONS	46'h X 40'w X 30.12'd	33 CU. FT.
A1	ROLL-UP	37.12'w X 37'h		
TOTAL: 224 CU. FT.				



DIMENSIONS SHOWN ON THIS DRAWING ARE APPROXIMATE AND ARE SUBJECT TO MINOR DEVIATIONS DURING CONSTRUCTION.

IN THE EVENT OF A DISCREPANCY BETWEEN THE SUTPHEN SPECIFICATIONS AND DRAWING, THE SUTPHEN SPECIFICATIONS SHALL PREVAIL.

DRAWINGS FOR REFERENCE ONLY. SOME ITEMS PROPOSED MAY NOT BE SHOWN OR NOTED.

CUSTOMER APPROVAL

NAME: \_\_\_\_\_

TITLE: \_\_\_\_\_

DATE: \_\_\_\_\_

REV.	DESCRIPTION	BY	DATE
C	POST-PRODUCTION REVISION TO REFLECT FINAL PRODUCT	RM	11/02/18
B	CLARIFICATION FOR REMOTE RADIO RECEIVER LOCATION; CALL-OUTS FOR REQUIRED DIESEL GENERATOR SWITCHES IN CAB	RM	09/13/18
A	REVA SHOP ORDER	RM	02/16/18

THIS PRINT IS PROVIDED ON A RESTRICTED BASIS AND IS NOT TO BE USED IN ANY WAY DETRIMENTAL TO THE INTEREST OF SUTPHEN CORPORATION.

**SUTPHEN**  
DURHAM FIRE DEPARTMENT  
DURHAM, NC

DRAWN BY: R. MILLER  
DATE: 12/19/17

DESIGNED BY: D. DURLIN  
DATE: 02/16/18

WHS. NO.: HS-2020-03