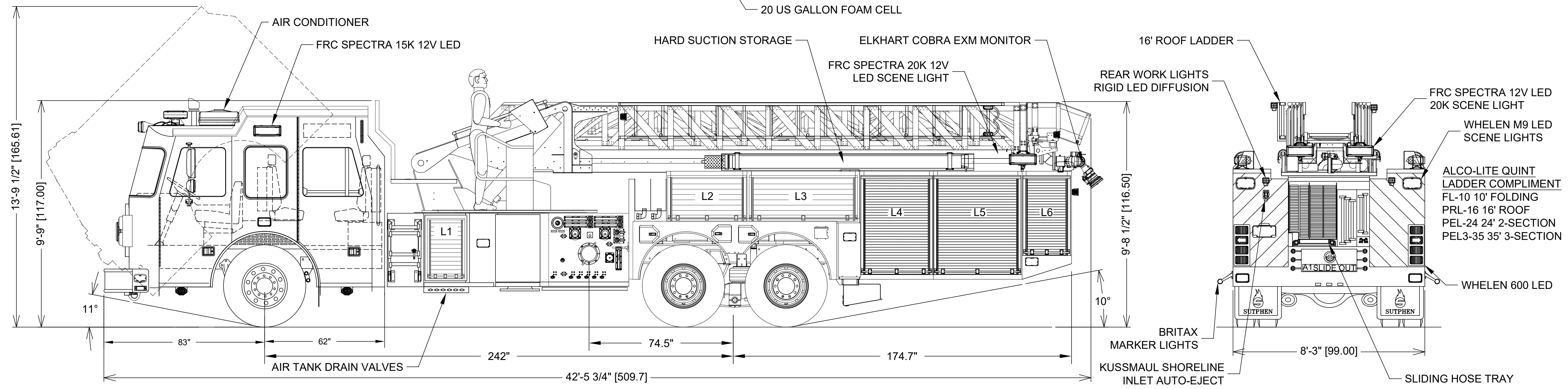
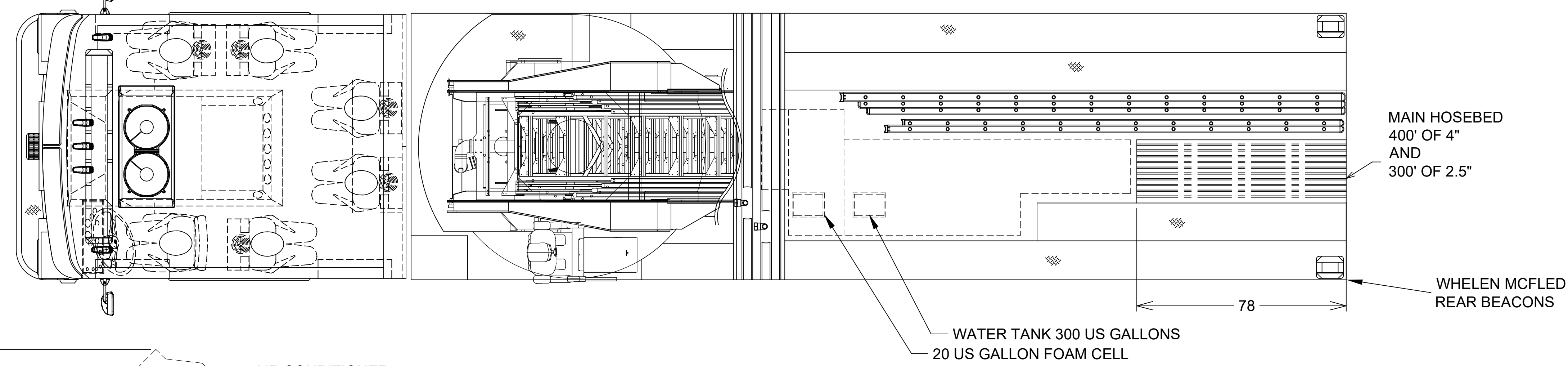
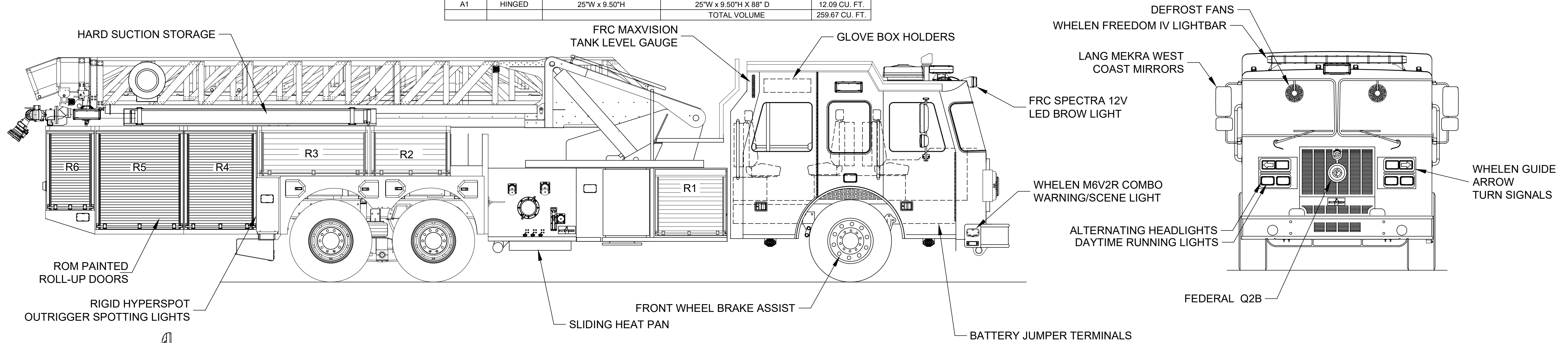


COMPT	DOORS	OPENING DIMENSIONS	INSIDE DIMENSIONS	VOLUME
L1	ROLL-UP	16.25"W x 30"H	23.25"W x 38.25"H x 26.50"D	13.64 CU. FT.
L2	ROLL-UP	34.50"W x 20"H	41.25"W x 28.25"H x 12"D	8.09 CU. FT.
L3	ROLL-UP	50.75"W x 20"H	57.75"W x 28.25"H x 12"D	11.33 CU. FT.
L4	ROLL-UP	30.75"W x 49"H	37.75"W x 52.50"H x 26.50"D	30.39 CU. FT.
L5	ROLL-UP	38.50"W x 49"H	45.50"W x 52.50"H x 26.50"D	36.63 CU. FT.
L6	ROLL-UP	18.25"W x 39"H	22.50"W x 42.25"H x 26.50"D	14.58 CU. FT.

COMPT	DOORS	INSIDE DIMENSIONS	OPENING DIMENSIONS	INSIDE DIMENSIONS	VOLUME
R1	ROLL-UP	16.25"W x 30"H	16.25"W x 30"H	40.83"W x 29.25"H x 18.25"D	12.61 CU. FT.
R2	ROLL-UP	34.50"W x 20"H	34.50"W x 20"H	41.25"W x 29.25"H x 26.50"D	18.50 CU. FT.
R3	ROLL-UP	50.75"W x 20"H	50.75"W x 20"H	58"W x 23.25"H x 26.50"D	20.21 CU. FT.
R4	ROLL-UP	30.75"W x 49"H	30.75"W x 49"H	37.75"W x 52.50"H x 26.50"D	30.39 CU. FT.
R5	ROLL-UP	38.50"W x 49"H	38.50"W x 49"H	45.50"W x 52.50"H x 26.50"D	36.63 CU. FT.
R6	ROLL-UP	18.25"W x 39"H	18.25"W x 39"H	22.50"W x 42.25"H x 26.50"D	14.58 CU. FT.
A1	HINGED	25"W x 9.50"H	25"W x 9.50"H	25"W x 9.50"H x 88"D	12.09 CU. FT.
TOTAL VOLUME					259.67 CU. FT.



DIMENSIONS SHOWN ON THIS DRAWING ARE APPROXIMATE AND ARE SUBJECT TO MINOR DEVIATIONS DURING CONSTRUCTION.

IN THE EVENT OF A DISCREPANCY BETWEEN THE SUTPHEN SPECIFICATIONS AND DRAWING, THE SUTPHEN SPECIFICATIONS SHALL PREVAIL.

DRAWING IS FOR REFERENCE ONLY. SOME ITEMS PROPOSED MAY NOT BE SHOWN OR NOTED.

CUSTOMER APPROVAL

NAME: _____

TITLE: _____

DATE: _____

REV.	DESCRIPTION	BY	DATE

THIS PRINT IS PROVIDED ON A RESTRICTED BASIS AND IS NOT TO BE USED IN ANY WAY DETRIMENTAL TO THE INTEREST OF SUTPHEN CORPORATION.

DRAWN BY: APF


DATE: 09/05/2017

MFG. FACILITY: HILLIARD

SUTPHEN

ST. JOHN'S REGIONAL FIRE DEPARTMENT
ST. JOHN'S NF

SL100
HS-6106

	Sutphen Ft. Garry Fire Trucks	HS-6106 St. Johns, NL SL100	
		Work Phone Number: Home Phone Number: 1-709-682-0750 Fax Number:	Order#: SOB001423

Bill To	Ship To
Customer: St. John's Regional Fire Department Address: P.O. Box908 5 Fort Townshend St John's, NF A1C 5M2	Customer: Same as Bill-to Address: P.O. Box908 5 Fort Townshend St John's NF A1C 5M2

Comments
<p> Project Engineer: Adam Fout SAE: Lynn Rich Salesmen: Rick Penner Revision: G.0 Comments: Custom Wheelbase and frame rails with 6" pump module extension Compression fittings on all air lines Third party ladder and pump testing will be done by ULC APPLY DOW CORNING DI-ELECTRIC GREASE TO ALL NON-DEUTSCHE ELECTRICAL CONNECTIONS, DO NOT APPLY DIELECTRIC GREASE TO DEUTSCHE CONNECTORS. NO LIQUID ELECTRICAL TAPE, USE DI-ELECTRIC GREASE. </p>

Line	Item #	Qty	Item Description/Comments
1		1	APPARATUS MODEL = SL100
2		1	**ENG Facility = Hilliard
3		1	International
4		1	CANADA
5	10000100	1	INTENT OF SPECIFICATIONS - CUSTOM APPARATUS
6	10000801	1	CANADIAN PREP FOR AERIALS
7		1	**ENG Canadian Prep Package Includes: <ul style="list-style-type: none"> · Emergency Engine Air Intake Shutdown (DELETE) · Daytime running lights · Amber clearance lights mounted on the front of the chassis in mirror housings · Province specific threads on all suction and discharge fittings (must specify thread spec and quantity) · Metric Dual Unit Dash Gauges · Metric Dual Unit Pump Panel Gauges
8	10010001	1	CHASSIS, CUSTOM
9			**A.0** **ENG PA Number = 74.5
10		1	**E.0** **ENG AF Number = 168
11			

Line	Item #	Qty	Item Description/Comments
12		1	**A.0** Wheelbase = 242 (Custom extended wheelbase for foam system and manual cross lays. Lower assembly in the standard location)
13	25020120	1	FRAME, 10" DOUBLE RAILS, DOMEX, TANDEM AXLE - AERIAL (110K PSI)
14	45010001	1	FRONT TOW EYES, BELOW BUMPER
15	45010015	1	FRONT TOW EYE FINISH, PAINTED
16	46010000	1	REAR TOW EYES
17	40010250	1	STEERING - ROSS TAS-85
18	22010100	1	**D.0** DRIVE LINE, SPICER, 1810 SERIES (Tandem)
19			**ENG Full round yoke at the pump
20	54010510	1	COLD WEATHER PACKAGE (AERIALS)
21	23013420	1	ENGINE, CUMMINS ISX 12 500HP DOC-DPF-DEF-SCR OBD
22	23030550	1	ENGINE BLOCK HEATER, KIM HOT START W/20A AUTO EJECT
23			**ENG Engine block heater, shoreline outlets and battery tender all on one auto-eject.
24	23088888	1	SPECIAL ITEM, ENGINE FUSE BLOCK LOWERED FOR ACCESS FROM INSIDE THE CAB
25	23030006	1	AIR INTAKE/EMBER SEPARATOR
26	23031176	1	FUEL FILTER/WATER SEPARATOR, PRIMARY, FLEETGUARD FUEL PRO FH230
27	23031180	1	12VDC HEATER FOR FLEETGUARD FH230 FUEL/WATER SEPARATOR
28	23031220	1	FUEL FILTER, SECONDARY, FLEETGUARD, FF5776
29	47012440	1	TRANSMISSION, ALLISON GEN 5, EVS4000
30	23110000	1	JACOBS ENGINE BRAKE
31	47024050	1	TRANSMISSION COOLER
32	47025000	1	TRANSMISSION FLUID, CASTROL TRANSYND
33	47030000	1	ALLISON TOUCH PAD SHIFTER
34		1	**ENG Shifter Pad Gearing = 4 Gears Open, 5th Gear Via Mode Button
35	21021200	1	COOLING SYSTEM
36	21030000	1	FAN CLUTCH
37	21030200	1	RADIATOR COOLANT RECOVERY, PRESSURIZED SYST

Line	Item #	Qty	Item Description/Comments
38	21030500	1	LONG LIFE ANTIFREEZE, 50/50 MIX
39	26020100	1	FUEL BEAM, 65 GALLON (AERIALS)
40	26030000	1	FUEL FILL
41	26030100	1	FUEL COOLER
42	24012000	1	DEF TANK, 5GALLON
43			**B.0** **ENG Hinged door in Driver's side cab step well for DEF fill
44	24030100	1	HEAT SHIELD OVER EXHAUST
45	76031850	1	HOT WATER HEATER AT PUMP PANEL (AERIALS)
46	76030400	1	MC GAUGE HEATER BOX WITH FOUR TAPES
47	13010205	1	ALTERNATOR, LEECE NEVILLE 320 AMP 4962PA
48	15010501	1	BATTERIES, INTERSTATE TYPE 31 MHD (4) Multi
49	15088888	1	**C.0** REMOTE MOUNT BATTERY JUMPER TERMINALS
50			**ENG remote mount battery terminals in the officer side front cab step well, lower step well. Delete standard battery jumper terminals
51	15030430	1	120V SHORELINE INLET, KUSSMAUL SUPER 20 AUTO EJECT
52		1	**ENG Shoreline Inlet Location = Rear of the vehicle, below Rigid diffusion light. See truck drawing.
53		1	**ENG Shoreline Cover Color = Yellow
54	15031560	1	BATTERY CHARGER, KUSSMAUL LPC 40 W/REMOTE BAR GRAPH DISPLAY
55		1	**ENG Battery Charger Note: Body Facility to provide/install battery charger & Auto Eject (if applicable)
56		1	**ENG Charge indicator to be mounted inside cab fixed window, driver side
57	14010527	1	FRONT AXLE, MERITOR MFS-20-133A 23,000 LB.
58		1	**ENG FRONT AXLE TO HAVE NON-SYNTHETIC OIL FOR WHEEL BEARINGS
59	41010217	1	SUSPENSION FRONT 23,000 LBS. 54" LEAF
60	41030100	1	SUSPENSION, ENHANCED SYSTEM
61	43010370	1	FRONT TIRES MICHELIN 425/65R22.5 LRL XFE 22.5 X 12.25 WHEELS
62	14520308	1	REAR AXLE, MERITOR RT-48-160 48,000 LB TANDEM
63	14530150	1	TOP SPEED, 60 MPH

Line	Item #	Qty	Item Description/Comments
64	14530326	1	DRIVER CONTROLLED DIFFERENTIAL LOCK-MERITOR (TANDEM)
65	14540500	1	VOGEL LUBE SYSTEM TANDEM AXLE
66	42020024	1	SUSPENSION REAR RAYDAN 48,000 LBS. AIR RIDE
67	44020260	1	TIRES, REAR MICHELIN 11R22.5 LRH XDS MUD & SNOW UP TO 48,000 GVWR
68	42920000	1	**A.0** TIRE PRESSURE MONITOR, QUICK PRESSURE
69			**ENG Ship loose and install chrome stem caps
70	44220210	1	WHEELS, ALUM, ALCOA, DURABRITE (max 58K rear)
71	44270105	1	HUB COVERS, FRONT & REAR, POLISHED STS (Tandem Axle)
72	44270305	1	CHROME LUG NUT CAPS, FRONT & REAR (Tandem Axle)
73	44271100	1	MUD FLAPS, FRONT (PAIR)
74	44271200	1	MUD FLAPS, REAR (PAIR)
75	16010250	1	BRAKES MERITOR DISC PLUS EX225 FRONT ONLY
76	18030000	1	GUARD OVER PARKING BRAKE KNOB
77	18030400	1	FRONT WHEEL BRAKE ASSIST FOR FOUR WHEEL BRAKE SERVICE
78	18010046	1	AIR BRAKE SYST 6 TANKS WABCO 1200 DRYER (TANDEM)
79	18020000	1	**A.0** PULL CABLES FOR AIR TANK DRAINS
80			**ENG Run cables out to a hole in the rub rail and crimp the end of the cable. Chassis to provide valves, Hilliard to provide and install cables.
81	18035110	1	AIR COMPRESSOR, KUSSMAUL AUTO PUMP AC, 100PSI
82	18220500	1	NO ELEC STABILITY CONTROL SYS
83	18110100	1	WABCO 6 CHANNEL ANTI-LOCK BRAKES TANDEM
84	1818888	1	SPECIAL ITEM, COMPRESSION FITTINGS ON ALL AIR LINES
85	54010200	1	AERIAL CHASSIS PREP (TANDEM AXLE)
86	54010000	1	MISCELLANEOUS ITEMS ON CHASSIS
87	11023292	1	**A.0** CAB TSAL4K 62" 10" RR 1/2
88	11088888	1	**A.0** SPECIAL ITEM, CLOSE-OUT PANELS ON CAB STEP WELL DRAIN HOLES – CHASSIS TO INSTALL
89			**ENG Add bolt-on panels under the lower step wells to cover the drain holes.

Line	Item #	Qty	Item Description/Comments
90	11030025	1	CAB CERTIFICATION - STRUCTURAL INTEGRITY
91	11031025	1	CAB TILT SYSTEM W/AIR TURN VALVE
92		1	**ENG Cab Tilt Controls = L1 Compartment
93	11031100	1	MANUAL BACK-UP TILT SYSTEM
94	11031350	1	CAB DOORS, FULL LENGTH
95	11031419	1	CAB DOOR WINDOWS, MANUAL
96	11031401	1	CAB SIDE WINDOWS, FIXED
97	11031460	1	**A.0** NO WINDOWS, BACK WALL OF CAB
98	11031465	1	WINDOW TINTING (LIMO TINT 8%)
99	52010010	1	SYNCHRONIZED ELECTRIC INTERMITTENT WIPERS
100	27022000	1	HANDRAILS, CAB, KNURLED STAINLESS STEEL
101	27030007	1	HANDRAILS, REAR CAB INTERIOR DOOR WINDOW KNURLED STS
102	38010020	1	MIRRORS LANG MEKRA 300 SERIES HEATED & REMOTE
103			**ENG Amber clearance lights mounted on the front of the chassis in mirror housings
104	11024405	1	RAISED GRILLE, LEVEL STYLE FACADE (ISX)
105	20010070	1	**A.0** BUMPER, 12" EXTENSION
106		1	**ENG Siren Speaker Perforations = Siren speaker cut-outs in bumper
107	12010510	1	AIR HORNS, DUAL, GROVER #1510 ROUND
108		1	**ENG Air Horns Location: Outboard In Bumper
109	12030205	1	AIR HORNS WIRED TO STEERING WHEEL BUTTON
110			**ENG Inboard next to the engine tunnel. Steering wheel button to have city horn and air horn only.
111	12030310	1	FOOT SWITCH, OFFICER'S SIDE
112	12088888	1	SPECIAL ITEM, Air horn button @ pump panel & turntable
113			SPECIAL ITEM, EXTRA AIR TANK FOR AIR HORNS.
114		1	**ENG Air Horn Reservoir One (1) air tank, with a 1200 cubic inch reservoir, shall be installed on the chassis to act as a supply tank for operating air horns. The reservoir shall be isolated with a 90 PSI pressure protection valve on the reservoir supply

Line	Item #	Qty	Item Description/Comments
			side to prevent depletion of the air to the air brake system. Chassis engineering to coordinate with Hilliard on location of tank.
115	12510210	1	ELEC SIREN, FEDERAL SIGNAL PA4000, REMOTE FLUSH MOUNT
116			**ENG Mounting location TBD. Need radio dimensions from F.D.
117	12688888	1	**A.0** SIREN SPEAKERS, FEDERAL DYNAMAX ES100
118	12670110	1	SIREN SPEAKER(S) INSTALLED IN THE BUMPER
119	12710100	1	SIREN, FEDERAL Q2B, FLUSH GRILLE MOUNT
120	12730350	1	**A.0** MOMENTARY SWITCH ON DASH, DRIVER'S SIDE, FOR MECH SIREN
121		1	**ENG Siren Brake Switch for Driver.
122	12730310	1	**A.0** MOMENTARY SWITCH ON DASH, OFFICER'S SIDE, FOR MECH SIREN
123		1	**ENG Siren Brake Switch for Officer.
124	32520510	1	**A.0** HEADLIGHTS, LED, J.W. SPEAKER 8800, STS COMBO HOUSINGS
125	32530700	1	DAYTIME RUNNING LIGHTS
126	32530500	1	ALTERNATING FLASHER FOR HEADLIGHT
127			**ENG High beams on alternating flasher and low beams on daytime running lights.
128	48010300	1	**A.0** FRONT TURN SIGNALS, WHELEN, LED, GUIDE ARROW (2)
129	32530610	1	**G.0** CORNERING LIGHTS, WHELEN M6V2R COMBO WARNING/SCENE LIGHTS
130			**ENG Red lens. Scene lights to come on with left scene and right scene
131	11035405	1	DIAMONDPLATE REAR EXTERIOR WALL OF CAB (AERIAL OR TOP MOUNT)
132	11035430	1	DIAMONDPLATE CAB ROOF 36" x 59" (AERIAL)
133	11033250	1	UNDERCOATING, INTERIOR CAB DOORS
134	31010288	1	**A.0** INTERIOR, MULTISPEC GRAY SPECKLE PAINT W/GRAY-BLACK DURAWEAR
135	11032929	1	DOOR PANEL, FULL STS
136	11032958	1	REFLECTIVE MATL, INTERIOR CAB DOORS, REFLEXITE
137		1	**ENG Reflective Striping Color = #030 Red Transparent & #L1 Fluorescent Yellow
138		1	**ENG Reflective Striping Verbiage = Custom built for St. John's NL
139	31010290	1	CAB INTERIOR FLOOR COVERING, GRAY RUBBERIZED

Line	Item #	Qty	Item Description/Comments
140	22510100	1	ENGINE ENCLOSURE, FULL SIZE
141	22510530	1	**A.0** ENGINE ENCLOSURE COVERING, SCORPION GRAY URETHANE BLEND
142	11031680	1	CENTER CONSOLE W/MAP BOOK STORAGE, TOP OF ENGINE ENCLOSURE
143	22610055	1	ENGINE HOOD LIGHT, LED (2)
144	11031515	1	COMPUTER TRAY W/STATIONARY STORAGE
145	31088888	1	SPECIAL ITEM, NAVIGATION SYSTEM / VMUX
146		1	**CLAR NOTES, ADD WELDON NAVIGATION SYSTEM TO VMUX
147	30010225	1	INSTRUMENTATION, BEEDE GAUGES, FOR MULTIPLEX W/CENTER & OVERHEAD CONSOLE (AERIALS)
148		1	**ENG Overhead Console Panel's Finish BlackWrinkle
149		1	**ENG Overhead Console Position 1: Switch #1: Q2B Siren Switch #2: Q2B Siren Brake
150		1	**ENG Overhead Console Position 2 Blank
151		1	**ENG Overhead Console Position 3 A/C Controls
152		1	**ENG Overhead Console Position 4 Delete standard 7 light warning light bar. Add red Tecniq M90 accent light, flashing, with an Audible alarm.
153		1	**ENG Overhead Console Position 5 Blank
154		1	**ENG Overhead Console Position 6 Blank
155		1	**ENG Overhead Console Position 7: Switch #1: Q2B Siren Switch #2: Q2B Siren Brake
156		1	**ENG Lower Command Console Finish Black Urethane
157		1	**ENG Lower Console Panel's Finish Black Wrinkle
158		1	**C.0** **ENG Lower Console Position 1: -Parking Brake (Left of Vista Screen -Vista IV Touchscreen
159			**ENG Vista IV Part # 6241-0115-00, touchscreen only, no buttons. Driver and officer side both.
160			**C.0** **ENG Lower Console Position 2: Switch #1: Jake Brake On/Off Switch #2: Jake Brake High/Med/Low Switch #3: Aerial PTO Standard 12V 12V USB
161		1	**ENG Lower Console Position 3 -Pump Shift - Federal Signal Siren - Customer Radio Head TBD - Holes for 12V power points with caps, 1 each side bottom corners.

Line	Item #	Qty	Item Description/Comments
162			**ENG Transmission shifter down on engine hood next to driver.
163		1	**C.0** **ENG Lower Console Position 4: -Vista IV Touchscreen
164			**ENG Vista IV Part # 6241-0115-00, touchscreen only, no buttons. Driver and officer side both.
165			**C.0** **ENG Lower Console Position 5: -Standard 12V - 12V USB
166			**A.0** RED LED DOOR AJAR LIGHT IN CAB
167			**ENG Tecniq M90 Red Flashing, no cover.
168			**A.0** AUDIBLE ALARM FOR WARNING LIGHTS
169	30010700	1	CAB PUMP SHIFT
170	30031100	1	HIGH IDLE SWITCH
171			**ENG VMUX
172	30031775	1	12V POWER POINTS, (2)
173		1	**ENG Power Point Location #1: Lower Console Position 1
174		1	**ENG Power Point Location #2: Lower Console Position 4
175	30031802	1	12V DUAL PORT USB POWER POINTS, (2)
176		1	**ENG USB Power Point Location #1: Lower Console Position 1
177		1	**ENG USB Power Point Location #2: Lower Console Position 4
178	11040000	1	CAB ACCESSORY FUSE PANEL
179	84541540	1	POWER & GROUND STUDS, UPPER COMMAND CONSOLE
180		1	**ENG Requirements (AMPS) for Power/Ground Studs in Upper Command Console: One 12-volt 60-amp, direct to the battery, One 12-volt 30-amp controlled by the ignition switch, One 12-volt 125-amp ground
181	84541550	1	POWER & GROUND STUDS, UNDER OFFICER'S SEAT
182		1	**ENG Requirements (AMPS) for Power/Ground Studs Under Officers Seat: One 12-volt 40-amp controlled by the battery switch, One 12-volt 60-amp controlled by the ignition switch, One 12-volt 60-amp, direct to the battery, One 12-volt 100-amp ground
183	84541540	1	**C.0** POWER & GROUND STUDS, LOWER COMMAND CONSOLE
184		1	**ENG Requirements (AMPS) for Power/Ground Studs in Lower Command Console: One 12-volt 60-amp, direct to the battery, One 12-volt 30-amp controlled by the ignition switch, One 12-volt 125-amp ground

Line	Item #	Qty	Item Description/Comments
185	11040100	1	ADD'L FUSE BLOCK IN CAB FOR FUTURE ELECTRICAL INSTALLATION
186	30110000	1	VEHICLE DATA RECORDER, AKRON/WELDON
187	33510030	1	INTERIOR CAB LIGHTS, RED/CLEAR LED (2)
188	34010030	1	INTERIOR CREW LIGHTS, RED/CLEAR LED (2)
189	28010740	1	DEFROSTER, HEATER & A/C (COMPACT)
190	28090003	1	HEAT TO FEET
191	28030500	1	DEFROSTER DUCTWORK, ENTIRE WINDSHIELD
192	11031686	1	TOOL TRAY, 24.5"x 18.5" W/2" LIP, TOP OF HEAT/AC UNIT
193	11031701	1	**A.0** GLOVE BOX HOLDERS IN UPPER CREW DOORS (SLANT BACK, RR)
194	28088888	1	**A.0** METAL AND PLASTIC VENT COVERS FOR DEFROSTER/AC
195		1	**ENG Metal vent covers on the rear, plastic vent covers on the front. Ship loose the extra plastic vents for the customer.
196	28031000	1	FAN, 12 VOLT, DRIVER'S SIDE
197	28031100	1	FAN, 12 VOLT, OFFICER'S SIDE
198	38510400	1	DRIVER'S SEAT, USSC VALOR, AIR RIDE, ABTS
199	38310000	1	HELMET STORAGE, UNIVERSAL BRACKET
200	39010400	1	OFFICER'S SEAT, USSC VALOR, ABTS SCBA
201	39030020	1	OFFICER'S SEAT COMPT, FRONT DOOR
202	38310000	1	HELMET STORAGE, UNIVERSAL BRACKET
203	39521310	1	CREW SEAT 1, USSC VALOR, ABTS SCBA
204	38310000	1	HELMET STORAGE, UNIVERSAL BRACKET
205	39521311	1	CREW SEAT 2, USSC VALOR, ABTS SCBA
206	38310000	1	HELMET STORAGE, UNIVERSAL BRACKET
207	39521710	1	CREW SEAT 3, USSC VALOR, ABTS SCBA FLIP-UP BASE
208	38310000	1	HELMET STORAGE, UNIVERSAL BRACKET
209	39521711	1	CREW SEAT 4, USSC VALOR, ABTS SCBA FLIP-UP BASE
210	38310000	1	HELMET STORAGE, UNIVERSAL BRACKET

Line	Item #	Qty	Item Description/Comments
211		1	**ENG Universal Helmet Bracket Single (Qty) 6
212		1	**ENG Helmet Bracket Locations = Double bracket in between driver and officer, double bracket for the 2 rear facing seats, 2 singles on the back wall of the cab, one each side for the forward-facing seats up high.
213	39550100	1	SEAT COLOR, GRAY
214	39588888	1	**B.0** SPECIAL ITEM, VINYL SEATS
215	39610115	5	SCBA BRACKETS, IMMI SMART DOCK(5)
216		1	**ENG Low Profile Smart Dock SCBA For Forward Facing Seats
217	38410000	1	SEAT BELT WARNING SYSTEM, AKRON / WELDON
218	39710000	1	CREW SEAT COMPT, SIDE DOORS
219	84541700	1	**C.0** INSTALLATION OF 2-WAY RADIO ANTENNA (1)
220		1	**ENG Antenna Termination Location#1 Lower center console. Sutphen supplied stock antenna.
221	60012555	1	QMAX-2000 GPM SINGLE STAGE PUMP
222	60030300	1	REMOVABLE HEAT PAN UNDER PUMP
223			**ENG Pump heat pan/enclosure for bottom of pump module compartment. Heat pan floor to be a sliding panel with quick release pins for easy access. Not bolts or nuts on the sliding pan. If possible, build heat pan around exhaust. OK, if not possible. Reference photos of Franklin, NH pumper heat pan.
224	60025010	1	GEARBOX, HALE, G-SERIES, FRONT MOUNTED
225	60026000	1	PUMP PACKING, HALE
226	60030355	1	**D.0** MANUAL PUMP SHIFT OVERRIDE (1810 DRIVELINE)
227			**ENG Full round yokes required at the pump.
228	60031005	1	ALLOY ANODES, HALE
229	60035110	1	PUMP TEST, UL - FOR CANADA
230	61510000	1	AUXILIARY COOLER (HEAT EXCHANGER)
231	62010002	1	STAINLESS STEEL PIPING
232	66020100	1	3" TANK TO PUMP W/CHECK VALVE
233	61720100	1	VALVE, AKRON HEAVY DUTY
234	61770120	1	ACTUATOR, VALVE, PUSH/PULL HANDLE, INNOVATIVE CONTROLS
235	73010200	1	TANK FILL 2"
236	61720100	1	VALVE, AKRON HEAVY DUTY

Line	Item #	Qty	Item Description/Comments
237	61770120	1	ACTUATOR, VALVE, PUSH/PULL HANDLE, INNOVATIVE CONTROLS
238	61020015	1	PRESSURE GOVERNOR, FIRE RESEARCH, IN CONTROL 300-SERIES
239	61210000	1	INTAKE PRESSURE CONTROL, ELKHART 40-20
240			**ENG 125 psi
241	63021100	1	6" MAIN SUCTION, LEFT SIDE
242	65030000	1	2.5" LEFT SIDE INLET
243	61720100	1	VALVE, AKRON HEAVY DUTY
244	61770100	1	ACTUATOR, VALVE, SWING HANDLE
245	60036020	1	THREADS, SPECIAL
246	63034750	1	ADAPTER, 2.5" NST M X 2.5" SPEC FE SWIVEL, W/PLUG & CHAIN
247	63025100	1	6" MAIN SUCTION, RIGHT SIDE
248	65030000	1	**A.0** 2.5" RIGHT SIDE INLET
249	61720100	1	VALVE, AKRON HEAVY DUTY
250	61770100	1	ACTUATOR, VALVE, SWING HANDLE
251	60036020	1	THREADS, SPECIAL
252	63034750	1	ADAPTER, 2.5" NST M X 2.5" SPEC FE SWIVEL, W/PLUG & CHAIN
253		1	**ENG Thread specification = 3.250 x 5 V (Sharp) on all 2.5" discharges and intakes. All 1.75" discharges to be NPSH.
254	70525125	1	2.5" DISCHARGE, LEFT - Position 1
255	61720100	1	VALVE, AKRON HEAVY DUTY
256	61770110	1	**A.0** ACTUATOR, VALVE, SWING HANDLE
257	77090000	1	**A.0** GAUGE, DISCH, CLASS 1 2.5"
258	60036020	1	THREADS, SPECIAL
259	61850100	1	ADAPTER, 2.5" NST FM X 2.5" SPEC M W/CAP & CHAIN
260	70525125	1	2.5" DISCHARGE, LEFT - Position 2
261	61720100	1	VALVE, AKRON HEAVY DUTY
262	61770110	1	**A.0** ACTUATOR, VALVE, SWING HANDLE

Line	Item #	Qty	Item Description/Comments
263	77090000	1	**A.0** GAUGE, DISCH, CLASS 1 2.5"
264	60036020	1	THREADS, SPECIAL
265	61850100	1	ADAPTER, 2.5" NST FM X 2.5" SPEC M W/CAP & CHAIN
266		1	**CLAR NOTES , Thread specification = 3.250 x 5 V (Sharp)
267	71025130	1	3" DISCHARGE, RIGHT - Position 3
268	61720100	1	**A.0** VALVE, AKRON HEAVY DUTY, SLOW CLOSE
269	61770200	1	**A.0** ACTUATOR, VALVE, SWING HANDLE
270	77090000	1	**A.0** GAUGE, DISCH, CLASS 1 2.5"
271	60036010	1	THREADS, NST
272	61840265	1	ADAPTER, 3" NST FE X 4" STORZ W/CAP & CHAIN, TFT
273	71025125	1	2.5" DISCHARGE, RIGHT - Position 4
274	61720100	1	VALVE, AKRON HEAVY DUTY
275	61770120	1	**A.0** ACTUATOR, VALVE, SWING HANDLE
276	77090000	1	**A.0** GAUGE, DISCH, CLASS 1 2.5"
277	60036020	1	THREADS, SPECIAL
278	61850100	1	ADAPTER, 2.5" NST FM X 2.5" SPEC M W/CAP & CHAIN
279		1	**CLAR NOTES , 2.5 inch thread specification = 3.250 x 5 V (Sharp)
280	72810000	1	TWO CROSSLAYS 2" VALVE-PIPING 1.5" SWIVEL
281		1	**ENG Crosslay Hose Load Requirement = 200' of 1.75" each crosslay. NPSH thread adapter
282	61720100	2	VALVE, AKRON HEAVY DUTY (2)
283	61770420	2	**A.0** ACTUATOR, VALVE, PUSH/PULL HANDLE, INNOVATIVE CONTROLS (2)
284	77090000	2	**A.0** GAUGE, DISCH, CLASS 1 2.5" (2)
285	60036010	2	THREADS, NST (2)
286	72910510	1	COVER, VINYL FOR CROSSLAYS (AERIALS)
287		1	**ENG Crosslay/Speedlay Cover Color = Black
288		1	**ENG Crosslay/Speedlay Cover Fastener = Bungee With Tabs

Line	Item #	Qty	Item Description/Comments
289	72855000	1	CROSSLAY HOSE ROLLERS
290			**ENG Vertical and horizontal rollers
291	72888888	1	SPECIAL ITEM, NPSH THREAD
292		1	**CLAR NOTES, THREAD TERMINATION TO BE NPSH ON CROSSLAYS ONLY
293	61742000	1	MASTER PUMP DRAIN, MULTIPOINT
294	61730005	8	DRAIN VALVES, INNOVATIVE CONTROLS, LIFT-UP (8)
295	78521430	1	**A.0** WATERWAY CONTROL, 3" VALVE, GEAR ACTUATED, 6" TRIDENT HANDWHEEL
296	78588888	1	**A.0** CLASS 1 FLOWMINDER SUPER SYSTEM
297	61910100	1	WATERWAY DRAIN VALVE, AKRON 1.5" PUSH/PULL CONTROL
298	73570300	1	FOAMPRO 2002, 5.0 GPM
299	73531350	1	FOAM TANK 20 GALLON BUILT INTO BOOSTER TANK
300		1	**ENG Foam Plumbed to 1st Crosslay/Speedlay True
301		1	**ENG Foam Plumbed to 2nd Crosslay/Speedlay True
302	74920110	1	A SM1 - SIDE MOUNT PUMP PANEL
303			**ENG Reference pump panel layout in truck folder.
304	74930500	1	PANEL FINISH, BLACK VINYL
305	74931000	1	ESCUTCHEON PLATES
306	74931050	1	COLOR CODING
307		1	**ENG Color Coding Standard = Yes
308	75510210	1	PUMP PANEL LIGHTS, LED STRIPS
309			**ENG One panel light to come on with pump engagement
310	75530100	1	LIGHT ON OPPOSITE SIDE PUMP PANEL, LED
311	76010105	1	PUMP PANEL GAUGES & CONTROLS
312			**ENG Metric Dual Unit Pump Panel Gauges
313	60028050	1	PUMP PRIMER, TRIDENT, AIR
314	60028310	1	(1) PRIMER BUTTON - MAIN SUCTION

Line	Item #	Qty	Item Description/Comments
315	76031900	1	AIR HORN PUSH BUTTON SWITCH ON PUMP PANEL
316		1	**ENG Air Horn Push Button Location = Near pressure governor
317	76510060	1	**A.0** GAUGES, MASTER, CLASS 1 4.5"
318	77510060	1	GAUGE, WATER LEVEL, FIRE RESEARCH, TANKVISION
319	77532220	2	**A.0** GAUGE, WATER LEVEL, FRC MAXVISION REMOTE (2)
320		1	**ENG Whelen Gauge Locations = DSCabBhdCrwDr
321		1	**ENG Whelen Gauge Locations = OSCabBhdCrwDr
322	77540160	1	**A.0** GAUGE, FOAM LVL, FIRE RESEARCH TANKVISION
323	83525200	1	WATER TANK BRAND, UPF
324	83520205	1	WATER TANK, 300 GAL, POLY (AERIALS)
325	83564300	1	1.5" DRAIN IN TANK SUMP
326	80125120	1	BODY SL100-2 - LEFT HIGH / RIGHT HIGH LADDERS ENCLOSED
327	80030000	1	STAINLESS STEEL SUBFRAME/UNDERCARRIAGE, TANDEM AERIALS
328	80250100	2	TURTLE TILE ON COMPT FLOOR, SHELF, TRAY OR DRAWER [L1] (2)
329	81130200	1	ADJUSTABLE SHELF [L2] (1)
330	80250100	2	TURTLE TILE ON COMPT FLOOR, SHELF, TRAY OR DRAWER [L2] (2)
331	81130200	1	ADJUSTABLE SHELF [L3] (1)
332	80250100	2	TURTLE TILE ON COMPT FLOOR, SHELF, TRAY OR DRAWER [L3] (2)
333	81130200	1	ADJUSTABLE SHELF [L4] (1)
334	80250100	2	TURTLE TILE ON COMPT FLOOR, SHELF, TRAY OR DRAWER [L4] (2)
335	81130200	1	ADJUSTABLE SHELF [L5] (1)
336	81188888	1	**A.0** 250# ROLL OUT DRAWER ADJUSTABLE TRACK, OVER CENTER GAS SHOCK [L5]
337		1	**ENG 2" lip on tray, bolted to on angles to the compartment floor, over center gas shock, no slide locks, no turtle tile inside of tray.
338	80250100	1	TURTLE TILE ON COMPT FLOOR, SHELF, TRAY OR DRAWER [L5] (1)
339	81130200	1	ADJUSTABLE SHELF [L6] (1)
340	80250100	2	TURTLE TILE ON COMPT FLOOR, SHELF, TRAY OR DRAWER [L6] (2)

Line	Item #	Qty	Item Description/Comments
341	81130200	1	ADJUSTABLE SHELF [R1] (1)
342	80250100	2	TURTLE TILE ON COMPT FLOOR, SHELF, TRAY OR DRAWER [R1] (2)
343	81130200	1	ADJUSTABLE SHELF [R2] (1)
344	80250100	1	TURTLE TILE ON COMPT FLOOR, SHELF, TRAY OR DRAWER [R2] (1)
345	81130200	1	ADJUSTABLE SHELF [R3] (1)
346	80250100	2	TURTLE TILE ON COMPT FLOOR, SHELF, TRAY OR DRAWER [R3] (2)
347	81130200	1	ADJUSTABLE SHELF [R4] (1)
348			**ENG Mounted halfway up in the front half of the compartment.
349	81150000	1	**A.0** 250# ADJUSTABLE VERTICAL SLIDE-OUT PANEL [R4] (1)
350			**ENG Positioned behind the fixed divider.
351	81140100	1	**A.0** FIXED VERTICAL DIVIDER [R4] (1)
352			**ENG Positioned in the middle of the compartment.
353	80250100	1	TURTLE TILE ON COMPT FLOOR, SHELF, TRAY OR DRAWER [R4] (1)
354	81130200	1	ADJUSTABLE SHELF [R5] (1)
355	81188888	1	**A.0** 250# ROLL OUT DRAWER ADJUSTABLE TRACK, OVER CENTER GAS SHOCK [R5]
356		1	**ENG 2" lip on tray, bolted to on angles to the compartment floor, over center gas shock, no slide locks, no turtle tile inside of tray.
357	80250100	1	TURTLE TILE ON COMPT FLOOR, SHELF, TRAY OR DRAWER [R5] (1)
358	81130200	1	ADJUSTABLE SHELF [R6] (1)
359	80250100	2	TURTLE TILE ON COMPT FLOOR, SHELF, TRAY OR DRAWER [R6] (2)
360	81150301	1	**A.0** SLIDING ALUMINUM TRAY FOR A1 COMPT [A1] (1)
361			**ENG Aluminum tray on poly strips, maximize tray size.
362	80250100	1	TURTLE TILE ON COMPT FLOOR, SHELF, TRAY OR DRAWER [A1] (1)
363		1	**ENG Turtle Tile Color = black
364	81165705	1	UNISTRUT TRACK IN COMPTS
365	80220411	1	**A.0** COMPT DOORS, ROM ROLL-UP, PAINTED
366	84530910	1	COMPT LIGHTING, LED LIGHT STRIPS, 2 PER COMPT

Line	Item #	Qty	Item Description/Comments
367	81320420	1	HOSEBED FOR SL100-2, ALUM FLOORING
368		1	**ENG List the Hose Bed Hose Load Req. = 400' OF 4" AND 300' OF 2.5" ON A SLIDING TRAY.
369			**A.0** SLIDING HOSE STORAGE IN MAIN HOSE BED
370			**ENG Hose tray to have 3 sides with large notches for loading hose and crossbars for support. See photos of Kenosha. Engineering to provide part numbers for tray. Tray to be mounted to a 1,200# aluminum slide master tray, Model AH3, Heavy Duty, feet inside. 22" wide x 72 " long, 4.5" deck height, 100# pull-out with push pull handle.
371	81410000	1	**A.0** COVER, TREADPLATE, MAIN HOSE BED
372		1	**ENG Treadplate top, hinged on one side with a black vinyl flap on the rear with shock cords. No latches on the cover, vinyl flap will secure cover.
373	81910300	1	HANDRAILS, KNURLED STS, 70, 75, & 100
374	82072800	4	CHROME GRAB HANDLE (4)
375		1	**ENG State Grab Handle Locations = Extras - Determine @ Final inspection
376	82013300	1	STEPS, 70, 75 & 100
377			**ENG Folding steps on the front of the body, both sides next to the pump panels.
378	82520000	1	RUB RAILS, EXTRUDED ALUM
379	83010100	1	ALUMINUM TREADPLATE (AERIALS)
380	80290101	1	FIBERGLASS WHEEL WELL LINERS (SL100, SPH)
381	80231260	1	7 SCBA CYLINDER COMPTS (TANDEM BODY)
382			**ENG Longer 26.5" SCBA tubes. Engineering to confirm fitment.
383	89988888	1	SPECIAL ITEM, Rub rail reflective
384		1	**CLAR NOTES, Rub rail to have white reflective tape
385	89988888	1	SPECIAL ITEM, (2) SUCTION HOSE STORAGE
386		1	**CLAR NOTES, Storage for one suction hose at compartment top / left & right. See drawing
387	89020225	1	LADDERS, ALCO-LITE (QUINT) 85' 16', 24'-2sec, 35'-3sec & 10'F
388	89512110	1	LADDERS ENCLOSED IN HOSEBED (SL100)
389			**ENG Chevron doors with d-ring handle.
390			**ENG 16' Roof ladder to be mounted on the base section of boom
391	89088888	1	SPECIAL ITEM, LADDER COMPLIMENT TO BE 85 FEET

Line	Item #	Qty	Item Description/Comments
392		1	**CLAR NOTES, reduce ladder compliment to 85' to allow for greater main hose bed capacity. See drawing
393	84550110	1	LICENSE PLATE BRACKET W/ LIGHT, LED
394	84510215	1	AERIAL MULTIPLEX SYSTEM, 2 VISTA IV SCREENS
395			**ENG Vista IV Part # 6241-0115-00, touchscreen only, no buttons
396	84520000	1	BACK UP ALARM, ECCO SA917
397	85010302	1	TAILLIGHTS, WHELEN 600 SERIES, LED STOP/TAIL/TURN/REVERSE, QUAD HOUSING (PAIR)
398			**ENG Top to bottom: Warning light, turn signal, brake light, back-up light. Colored lenses
399	85110100	1	ICC LIGHTS, LED
400	85130100	1	MARKER LIGHTS, BRITAX, FLEXIBLE, LED (PAIR)
401	85510110	1	STEP LIGHTS, LED, WHELEN 2G
402			**ENG Grote 62691 with pig tail number 67090
403	85710020	1	UNDERCARRIAGE GROUND LIGHTS, LED
404			**ENG Grote 62691 with pig tail number 67090
405	86520200	1	REAR WORK LIGHTS, (2) RIGID D2 DIFFUSION FLOOD, LED
406			**ENG switched as "Work Lights" in the Vista Screen
407			OUTRIGGER SPOTTING LIGHTS (2)
408			**ENG Rigid Hyperspot lights mounted on the body to spot the outrigger locations. See Engineering/Clark Greene for information.
409	86600000	1	OPTICAL WARNING SYSTEM, UPPER
410	86610120	1	UPPER WARNING LIGHTS, ZONE A (FRONT), WHELEN FREEDOM IV 72" LED LIGHT BAR, F4N7QLED, 12 MODULES
411		1	**ENG Zone A, Upper Lightbar Color / Details = 10 red, 2 whites in the center of the bar. Clear lenses. White lights to be switched on the Vista IV screens. Bury in screen 4 or 5.
412		1	**ENG Upper Warning Lights Note: Body Facility to provide/install lightbar
413	86699999	1	UPPER WARNING LIGHTS, ZONE B (OFFICER'S SIDE), COVERED BY ZONES A & C
414	86710120	1	UPPER WARNING LIGHTS, ZONE C (REAR), WHELEN LED BEACONS, MCFLED2* (PAIR)
415		1	**ENG Zone C, Upper Rear Beacon Color/Details = White LED/Amber lens on officer side. White led/red lens on driver side.
416	86899999	1	UPPER WARNING LIGHTS, ZONE D (DRIVER'S SIDE), COVERED BY ZONES A & C
417	87100000	1	OPTICAL WARNING SYSTEM, LOWER

Line	Item #	Qty	Item Description/Comments
418			**ENG Switched on Vista Screens: Master Emergency, Cab Lightbar, Rear Beacons, White Lights
419	87110110	1	LOWER WARNING LIGHTS, ZONE A (FRONT), WHELEN 600 SUPER LED, 60*02F*R (QTY 2)
420		1	**ENG Zone A, Lower Warning Light Color, Lens Color, Details = Red LED, Red Lens
421	87811130	1	LOWER, ZONE A - MOUNTING LOCATION (DUAL HOUSINGS)
422		1	**ENG Zone A, Lower - Front, Mounting Location = (1) Warning light in top headlight housing, each side.
423	87210120	1	LOWER WARNING LIGHTS, ZONE B (OFFICER'S SIDE), WHELEN 600 SUPER LED, 60*02F*R (QTY 4)
424		1	**ENG Zone B, Lower Officer's Side Warning Light Color, Lens Color, Details = Red LED, Red Lens
425	87812140	1	LOWER, ZONE B - MOUNTING LOCATION (SL100, SPH100)
426		1	**ENG Zone B, Lower - Officer's Side, Mounting Location = (1) Warning light near the front corner of the apparatus, (1) under the turntable area, (1) near the rear axle, and (1) near the rear corner of the apparatus.
427	87310100	1	LOWER WARNING LIGHTS, ZONE C (REAR), WHELEN 600 SUPER LED, 60*02F*R (QTY 2)
428		1	**ENG Zone C, Lower Rear Warning Light Color, Lens Color, Details = Red LED, Red Lens
429	87410120	1	LOWER WARNING LIGHTS, ZONE D (DRIVER'S SIDE), WHELEN 600 SUPER LED, 60*02F*R (QTY 4)
430		1	**ENG Zone D, Lower Driver's Side Warning Light Color, Lens Color, Details = Red LED, Red Lens
431	87814140	1	LOWER, ZONE D - MOUNTING LOCATION (SL100, SPH100)
432		1	**ENG Zone D, Lower - Driver's Side, Mounting Location = (1) Warning light near the front corner of the apparatus, (1) under the turntable area, (1) near the rear axle, and (1) near the rear corner of the apparatus.
433		1	**ENG Whelen 600 LED Warning Light Color = Red
434		1	**ENG Whelen 600 LED Lens Color = Red
435	87537732	2	**G.0** ADDITIONAL WARNING LIGHTS, WHELEN 600 SUPER LED, 60*02F*R (PAIR)(2)
436		1	**ENG Additional 600 LED Warning Lights Note: Body Facility to provide/install Additional 600 LED Warning Lights
437			**ENG (1) pair over the front axles on the cab, (1) pair on the rear of the body below the tail light housings.
438	88390902	1	LIGHT, FR SPECTRA, LED, BROW 20K LUMENS, 12V(1)
439	88390910	2	**A.0** LIGHT, FR SPECTRA, LED, SURFACE MNT, 15K LUMENS, 12V (2)
440			**ENG Mounted on raised roof, each side of the cab above the fixed windows, switched in the cab
441	88390920	2	**A.0** LIGHT, FR SPECTRA, LED, FIXED, 20K LUMENS 12V (2)
442			**ENG Mounted on the top of the body, toward the rear approximately 20" forward of the back of the body. They need to be able to face rearward. Switched with right and left scene on the vista screens and switches on the lamp head.
443		1	**ENG Scene Light Housings Color= White

Line	Item #	Qty	Item Description/Comments
444			**A.0** LIGHT, FR SPECTRA, LED, FIXED, 15K LUMENS 12V (2)
445			**ENG Both mounted at the tip of the aerial, one each side of the monitor bracket. Utilize 120V wires are additional scene light. Switched together on the pedestal. No switches on the lamphead. Jordan confirmed this will work with our standard reel.
446			**A.0** CUSTOM BRACKETS FOR AERIAL TIP LIGHTS
447			**ENG Lights to be mounted on custom brackets to bring the lights up closer to the ladder so an average person laying on the ladder can adjust the lights. Lights will have to move outboard clear the ladder components.
448	86537816	1	SCENE LIGHTS, WHELEN M9 LED, SURFACE MOUNT (PAIR) (1)
449		1	**ENG Light Mounting Location & Switching = back of the body up high, switched "Rear Scene on Vista IV
450	88388888	1	SPECIAL ITEM, DELETE HYDRAULIC GENERATOR
451	10040315	1	MODEL, SL100
452	96110000	1	AERIAL LADDER - SL100
453	96110100	1	LOAD LIMITATIONS
454	96110200	1	RAISING & LOWERING
455	96110300	1	EXTENSION & RETRACTION - SL100
456	96110700	1	LOWER TURNTABLE ASSEMBLY
457	96110750	1	TURNTABLE
458	96110450	1	HYDRAULIC & ELECTRIC SWIVELS - SL100
459	96110400	1	HYDRAULIC SYSTEM - SL100
460	96110500	1	EMERGENCY HYDRAULIC POWER
461	96110600	1	INTERLOCK - SL100
462	96110800	1	STABILIZER SYSTEM
463	94021020	1	**F.0** OUTRIGGER GROUND JACKS W/Front JACKS FOR 100'
464	96110900	1	CONTROL STATION
465	96111000	1	DATA PLAQUES
466	96111100	1	QUALITY CONTROL
467	96120000	1	WATERWAY
468	96122130	1	AERIAL SPOT LIGHTS - (4) RIGID D2 SPOT, LED (SL100)
469			**ENG White LED, switched together with rung lights at the pedestal

Line	Item #	Qty	Item Description/Comments
470	85788888	1	AERIAL RUNG ILLUMINATION LIGHTS - (4) RIGID D2 WIDE LED
471		1	** ENG White LED. Switched with boom spotlights on the pedestal.
472	95088888	1	SPECIAL ITEM, DISCHARGE VALVE @ WATERWAY
473		1	**CLAR NOTES, MANUALLY GATED VALVE AT END OF WATERWAY TO ALLOW USE OF HAND LINE.
474	61840100	1	**A.0** ADAPTER, 2.5"NST FE X 1.5" NPSH M W/CAP & CHAIN
475	95088888	1	SPECIAL ITEM, 16 FOOT ROOF LADDER @BASE SECTION
476	96121100	1	**A.0** MONITOR, ELKHART 7205 COBRA EXM W/ SM1500E NOZZLE (SL100)
477		1	**ENG Customer supplied remote control. Purchasing to send customer order acknowledgement of Cobra monitor and Elkhart will ship us the remote control free of charge.
478	96130110	1	INTERCOM SYSTEM, FRC ACT 2-STATION (SL100)
479	96150100	1	120 VOLT UP LADDER (SL100) - WIRES WILL BE USED TO POWER 12V LIGHTS AT THE TIP
480	89910000	1	CORROSION REDUCTION PROGRAM (SPECS)
481	90010060	1	STAINLESS PAINT SCHEME - SL100
482	90030005	1	TWO TONE CAB TO BOTTOM OF WINDSHIELD
483		1	**ENG List Special Paint Details = Paint break option #3
484	90030159	1	PAINT FRAME RAILS, FUEL BEAM, BODY SUBFRAME & LOWER AERIAL COMPONENTS - BLACK
485	90030031	1	PAINT, TURNTABLE, SIDE PLATES & LIFT CYLINDER SILVER
486	90088888	1	SPECIAL ITEM, Krown Undertreatment Treatment – See Adam
487	90510000	1	3" LETTERING, 22K (UP TO 40)
488	90530005	40	ADDITIONAL 3" 22KT LETTERS (EACH) (40)
489	90730300	80	HIGHLIGHT COLOR FOR LETTER (EACH) (80)
490	90574100	1	**A.0** MALTESE CROSS LAMINATED SCOTCHLITE (Pair)
491	90610210	1	6" SCOTCHLITE STRIPE AROUND TRUCK (TANDEM)
492	90630500	1	ONE PIECE "Z" STRIPE (UNDER 11-3/4")
493	90630110	2	1" SCOTCHLITE STRIPE ABOVE OR BELOW - EACH (TANDEM)(2)
494	90682120	1	CHEVRON STRIPING, REAR BODY OUTBOARD, REFLEXITE (Aerial Ladders)
495		1	**ENG Chevron Striping, Rear Body Color = #030 Red Transparent & #L1 Fluorescent Yellow

Line	Item #	Qty	Item Description/Comments
496	90710100	1	BOOM SIGN, SL100
497		1	**ENG State Boom Sign Paint Color = Red
498	90720115	1	8" LETTERING FOR BOOM SIGN (SA/SL/SLR75, SL100, SP70)
499		1	**ENG List Special Lettering/Striping Details = None
500	91010000	1	MISC EQUIP - (1) PINT TOUCH-UP PAINT, STAINLESS STEEL NUTS & BOLTS
501	91030700	1	ZIAMATIC SAC-44 FOLDING WHEEL CHOCKS MTD W/ SQCH-44H HOLDERS (PAIR)
502		1	**ENG Mounting Locations = Road side / behind rear wheels
503	89050100	1	PIKE POLE STORAGE TUBES, (3) EA SIDE
504			**ENG Pike poles need to be recessed into the body with a flat A1 door.
505	89050550	1	CLIP MOUNT FOR PIKE POLE NOT RECESSED IN TUBE EA (1)
506		1	**CLAR NOTES, Pike pole clip mount @ ladder fly section Use for 8-foot pike pole
507			NO FOLDING LADDER MOUNT IN THE FLY SECTION
508	89088888	2	**E.O** PIKE POLE, FIRE HOOKS UNLIMITED NATIONAL PIKE POLE, WHITE ASH POLE 6' (2)
509	89088888	4	**E.O** PIKE POLE, FIRE HOOKS UNLIMITED NATIONAL PIKE POLE, WHITE ASH POLE 8' (4)
510	91053400	1	RUBBER Mallet (1)
511	91230250	1	AXE, PICK HEAD, 6 LB. FIBERGLASS, W/CHROME MTG(1)
512		1	**ENG Ship loose
513	91056400	1	PAC HANDLELOK #1004 EQUIPMENT MOUNTING BRACKET (1)
514		1	**CLAR NOTES, PAC mount for rubber mallet
515	99010000	1	MANUALS (1-PRINTED & 1-CD) WITH DVD
516	99030100	2	ADDITIONAL MANUFACTURER'S MANUAL (2)
517	99030250	2	ADDITIONAL MANUALS FROM MAJOR VENDORS (2)
518		1	**ENG Specify Additional Manual = Cummins + Allison
519	99031110	1	DELIVERY, AERIAL APPARATUS
520	99510005	1	ONE YEAR WARRANTY - AERIALS