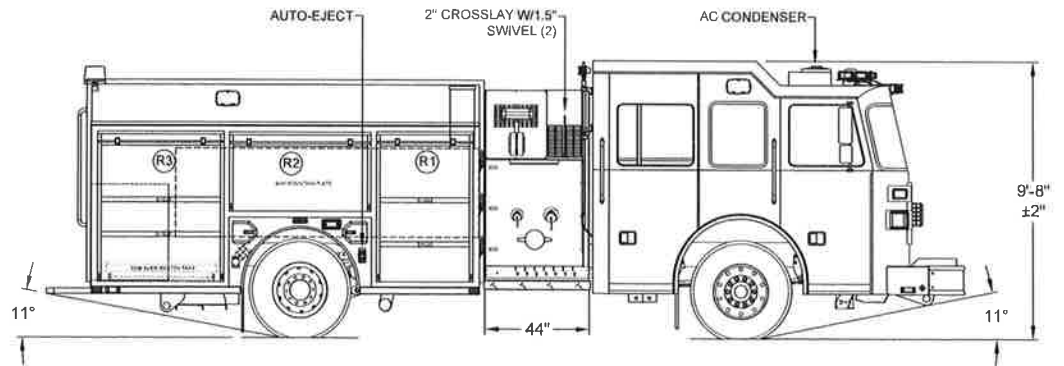
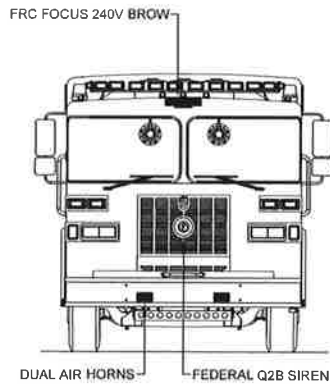
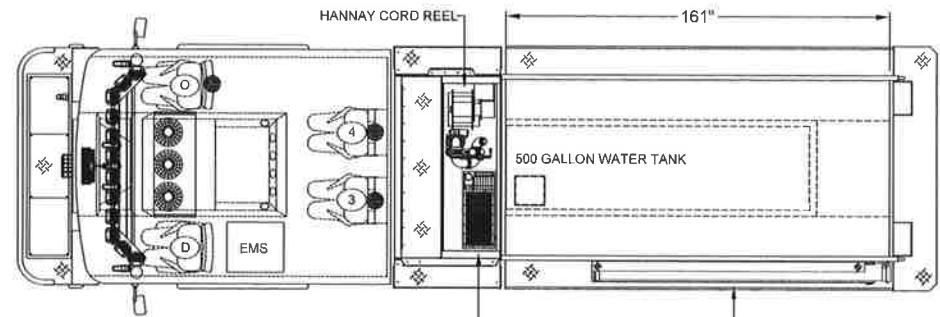


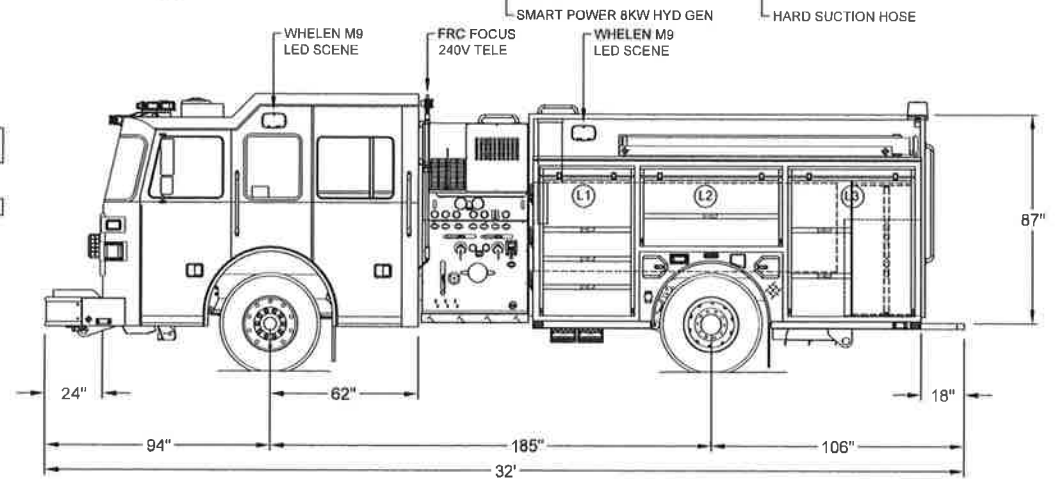
- LADDER CHUTE**
- (1) 24' 2-SECT
  - (1) 14' ROOF
  - (1) 10' FOLDING
  - (3) PIKE POLE TUBES
  - (1) BACKBOARD STORAGE



LEFT SIDE COMPARTMENTATION				
COMPT	DOORS	OPENING DIMENSIONS	INSIDE DIMENSIONS	VOLUME
L1	ROLL-UP	37" X 56 7/8"	43" W X 66" H X 27 1/4" D	40 CU. FT.
L2	ROLL-UP	57" X 27 5/8"	61 1/2" W X 38 1/2" H X 27 1/4" D	30 CU. FT.
L3	ROLL-UP	50" X 56 7/8"	56" W X 66" H X 27 1/4" D	32 CU. FT.
RIGHT SIDE COMPARTMENTATION				
COMPT	DOORS	OPENING DIMENSIONS	INSIDE DIMENSIONS	VOLUME
R1	ROLL-UP	37" X 56 7/8"	43" W X 66" H X 27 1/4" D (10 1/2" d upper)	26 CU. FT.
R2	ROLL-UP	57" X 27 5/8"	61 1/2" W X 38 1/2" H X 10 1/2" D	13 CU. FT.
R3	ROLL-UP	50" X 56 7/8"	56" W X 66" H X 27 1/4" D (10 1/2" d upper)	34 CU. FT.
REAR STEP COMPARTMENTS				
COMPT	DOORS	OPENING DIMENSIONS	INSIDE DIMENSIONS	VOLUME
A1	ROLL-UP	37 1/2" X 31"	40" X 40" W X 29 1/2" D	27 CU. FT.
<b>TOTAL: 222 CU.FT.</b>				



- UPPER WARNING PACKAGE**  
POWER ARC LED LIGHTBAR  
POWERARC LED BEACONS
- LOWER WARNING PACKAGE**  
POWER ARC LEDS



DIMENSIONS SHOWN ON THIS DRAWING ARE APPROXIMATE AND ARE SUBJECT TO MINOR DEVIATIONS DURING CONSTRUCTION.

**CUSTOMER APPROVAL**

NAME: \_\_\_\_\_

TITLE: \_\_\_\_\_

DATE: \_\_\_\_\_

REV	DESCRIPTION	BY	DATE
D	POST PRODUCTION REVISION TO REFLECT FINAL PRODUCT	RM	09/12/17
C	CORRECTED VERBIAGE FOR LOCATION OF POWERARC LIGHTS IN REAR RUB RAILS ; CORRECTED CALL-OUTS FOR VISIBEAMS	RM	07/10/17
B	CORRECTED CALL-OUTS FOR RECEPTACLE BOX TERMINATION AND POWER ARC WARNING LIGHTS	RM	06/02/17

DRAWN BY:  
R. MILLER

DATE:  
12/21/16

MFG. FACILITY:  
DUBLIN



CUSTOM PUMPER - S2 BODY

THIS PRINT IS PROVIDED ON A RESTRICTED BASIS AND IS NOT TO BE USED IN ANY WAY DETRIMENTAL TO THE INTEREST OF SUTPHEN CORPORATION

DWG. NO.: HS-598B