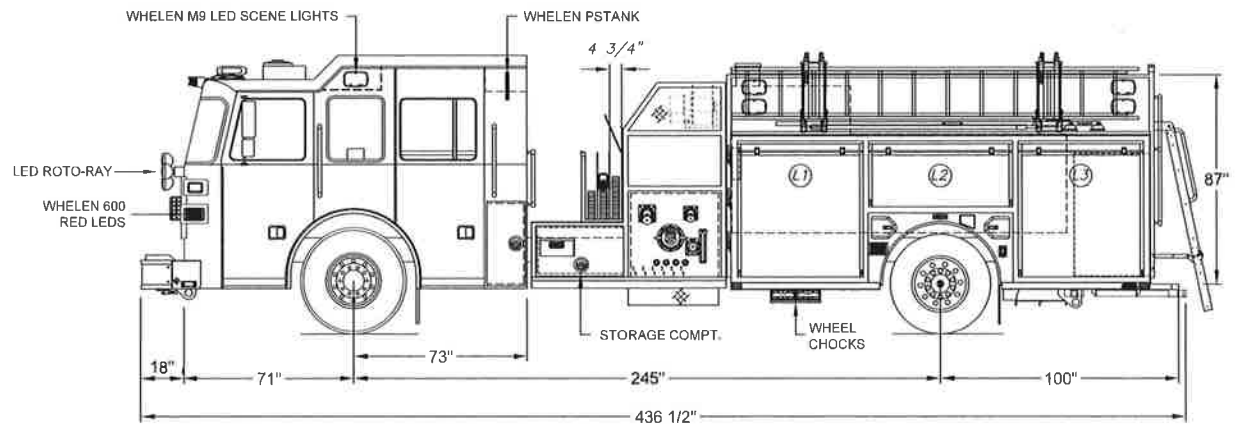
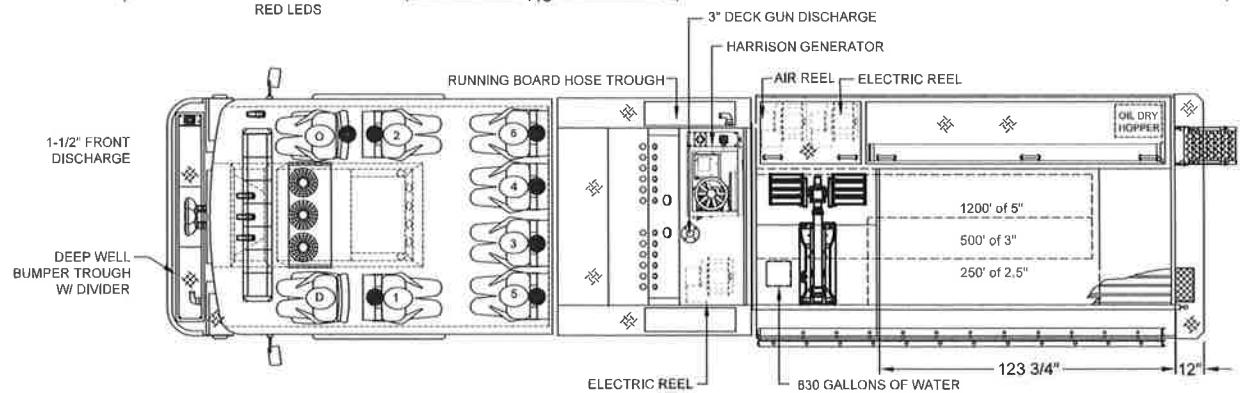
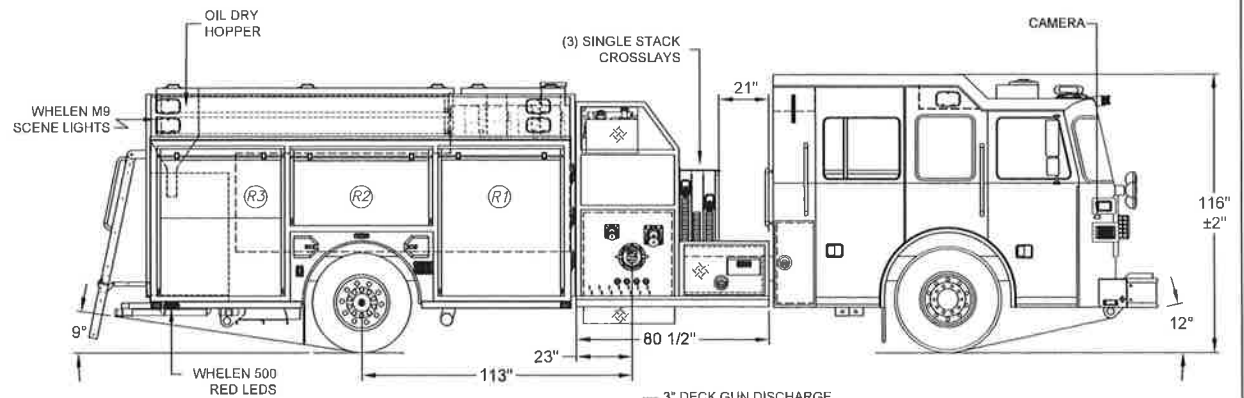
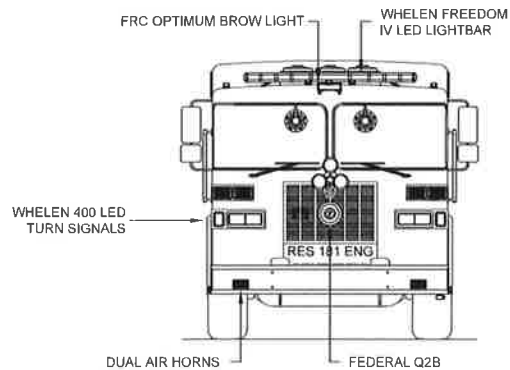


LEFT SIDE COMPARTMENTATION				
COMPT	DOORS	OPENING DIMENSIONS	INSIDE DIMENSIONS	VOLUME
L1	ROLL-UP		56 1/2" w X 66" h X 27 1/4" d	58 CU. FT.
L2	ROLL-UP		61 1/2" w X 36 1/2" h X 27 1/4" d	35 CU. FT.
L3	ROLL-UP		53 1/2" w X 66" h X 27 1/4" d	55 CU. FT.

RIGHT SIDE COMPARTMENTATION				
COMPT	DOORS	OPENING DIMENSIONS	INSIDE DIMENSIONS	VOLUME
R1	ROLL-UP		56 1/2" w X 66" h X 27 1/4" d	58 CU. FT.
R2	ROLL-UP		61 1/2" w X 36 1/2" h X 27 1/4" d	35 CU. FT.
R3	ROLL-UP		53 1/2" w X 66" h X 27 1/4" d	55 CU. FT.

REAR STEP COMPARTMENTS				
COMPT	DOORS	OPENING DIMENSIONS	INSIDE DIMENSIONS	VOLUME
A1	ROLL-UP		48" w X 40" h X 30 1/2" d	27 CU. FT.

TOTAL STORAGE: 307 CU. FT.



DIMENSIONS SHOWN ON THIS DRAWING ARE APPROXIMATE AND ARE SUBJECT TO MINOR DEVIATIONS DURING CONSTRUCTION.

IN THE EVENT OF A DISCREPANCY BETWEEN THE SUTPHEN SPECIFICATIONS AND DRAWING, THE SUTPHEN SPECIFICATIONS SHALL PREVAIL.

DRAWING IS FOR REFERENCE ONLY. SOME ITEMS PROPOSED MAY NOT BE SHOWN OR NOTED.

CUSTOMER APPROVAL

NAME:

TITLE:

DATE:

REV.

0 SWITCHING AND COMMAND CONSOLE CALL-OUTS

DESCRIPTION

BY

DATE

DRAWN BY
J.MORGAN

DATE
11/22/16

APPROVED BY
DUBLIN

SUTPHEN
KENNEDY TWP VOLUNTEER FIRE CO.
MCKEES ROCKS, PA

CUSTOM PUMPER - PA-05 BODY
REV. NO. HG-5928

THIS PRINT IS PROVIDED ON A RESTRICTED BASIS AND IS NOT TO BE USED IN ANY WAY DETRIMENTAL TO THE INTEREST OF SUTPHEN CORPORATION.