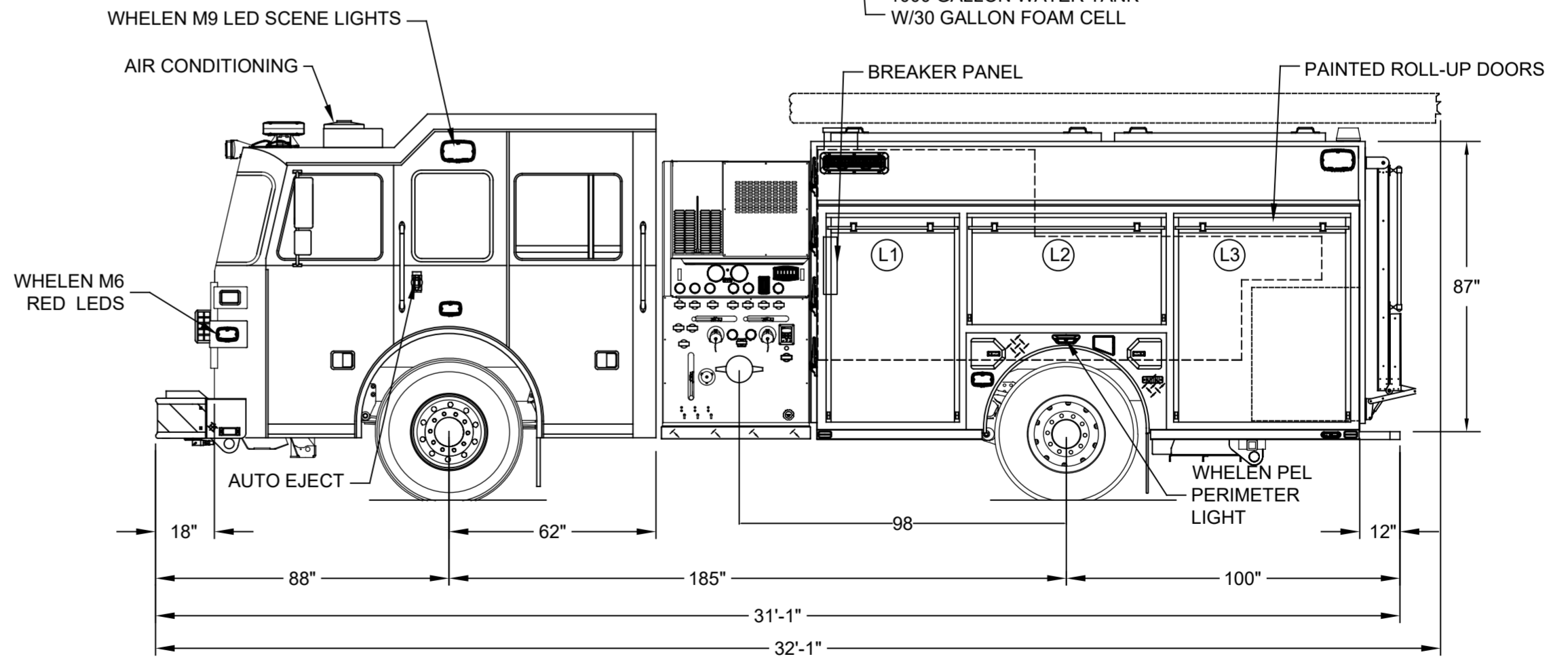
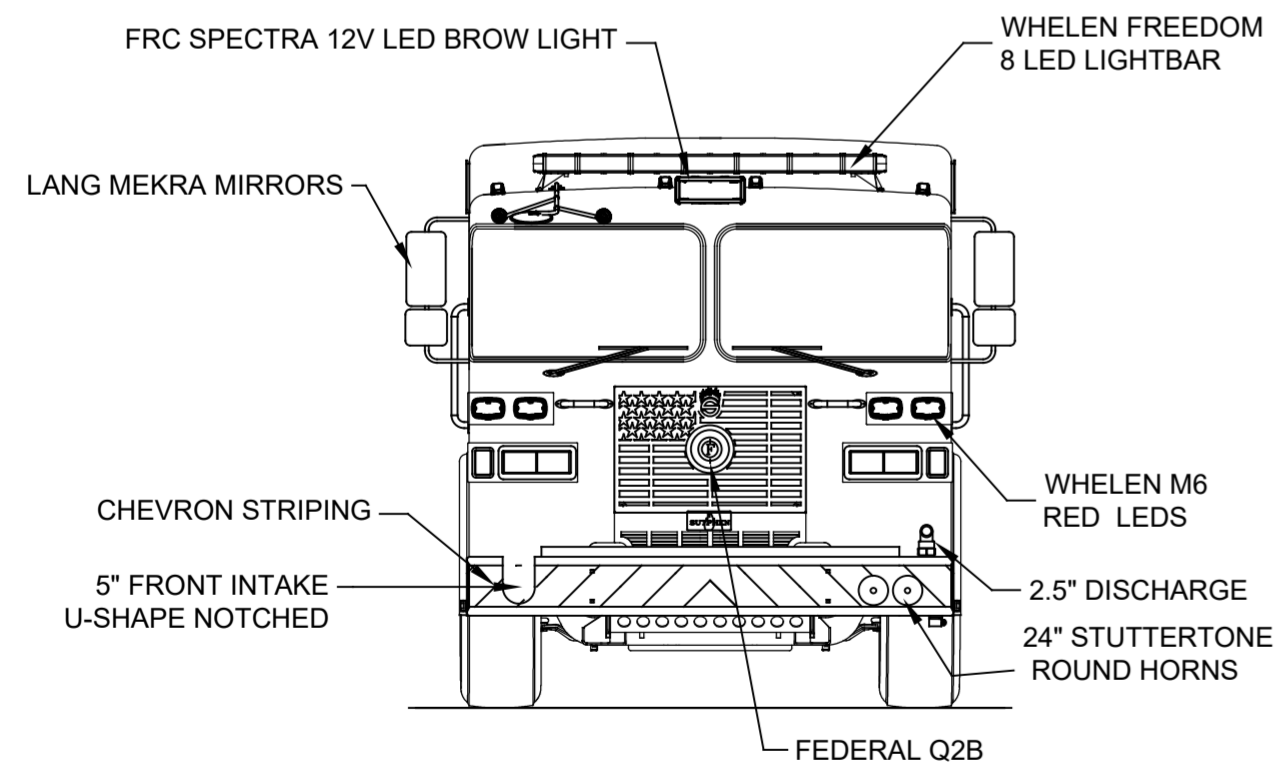
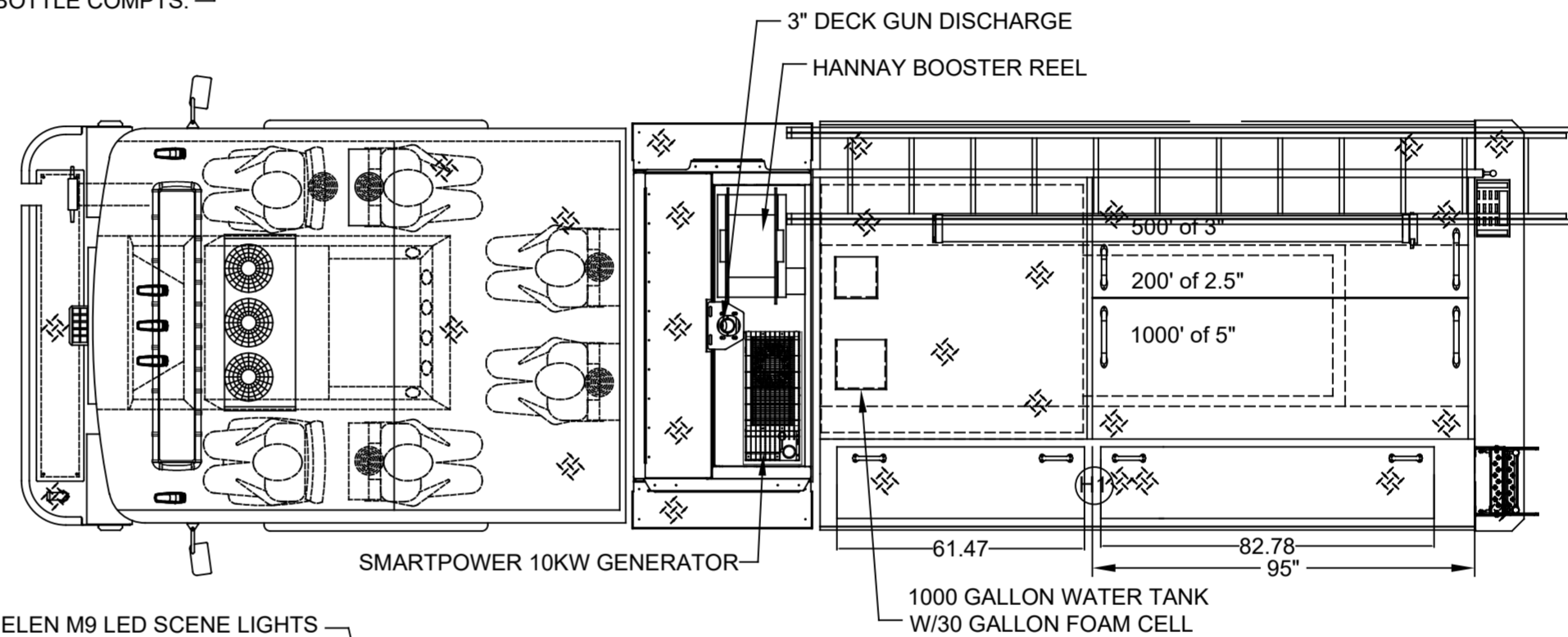


LEFT SIDE COMPARTMENTS				
COMPT	DOORS	OPENING DIMENSIONS	INSIDE DIMENSIONS	VOLUME
L1	ROLL-UP	37" w X 56 7/8" h	43" w X 66" h X 27 1/4" d	40 CU. FT.
L2	ROLL-UP	57" w X 27 5/8" h	61 1/2" w X 36 1/2" h X 27 1/4" d	30 CU. FT.
L3	ROLL-UP	50" w X 56 7/8" h	56" w X 66" h X 27 1/4" d	52 CU. FT.
H1	LIFT-UP		162" L X 18" H X 21" W	35 CU. FT.

RIGHT SIDE COMPARTMENTS				
COMPT	DOORS	OPENING DIMENSIONS	INSIDE DIMENSIONS	VOLUME
R1	ROLL-UP	37" w X 56 7/8" h	43" w X 66" h X 27 1/4" d	40 CU. FT.
R2	ROLL-UP	39 1/2" w X 27 5/8" h	44" w X 36 1/2" h X 27 1/4" d	25 CU. FT.
R3	ROLL-UP	50" w X 56 7/8" h	56" w X 66" h X 27 1/4" d	52 CU. FT.

REAR STEP COMPARTMENT				
COMPT	DOORS	OPENING DIMENSIONS	INSIDE DIMENSIONS	VOLUME
A1	ROLL-UP	37 1/2" w X 31" h	40" h X 40" w X 29 1/2" d	27 CU. FT.

TOTAL: 301 CU.FT



DIMENSIONS SHOWN ON THIS DRAWING ARE APPROXIMATE AND ARE SUBJECT TO MINOR DEVIATIONS DURING CONSTRUCTION.

IN THE EVENT OF A DISCREPANCY BETWEEN THE SUTPHEN SPECIFICATIONS AND DRAWING, THE SUTPHEN SPECIFICATIONS SHALL PREVAIL.

DRAWING IS FOR REFERENCE ONLY. SOME ITEMS PROPOSED MAY NOT BE SHOWN OR NOTED.

CUSTOMER APPROVAL

NAME: _____

TITLE: _____

DATE: _____

REV.	DESCRIPTION	BY	DATE
A	CHANGES FROM PRE-CON	SED	1/18/21

DRAWN BY: S.DORFMAN

DATE: 11/6/2020

MFG. FACILITY: EAST

SUTPHEN

CALERA FIRE DEPARTMENT
CALERA, AL

CUSTOM PUMPER

DWG. NO.: HS-6937