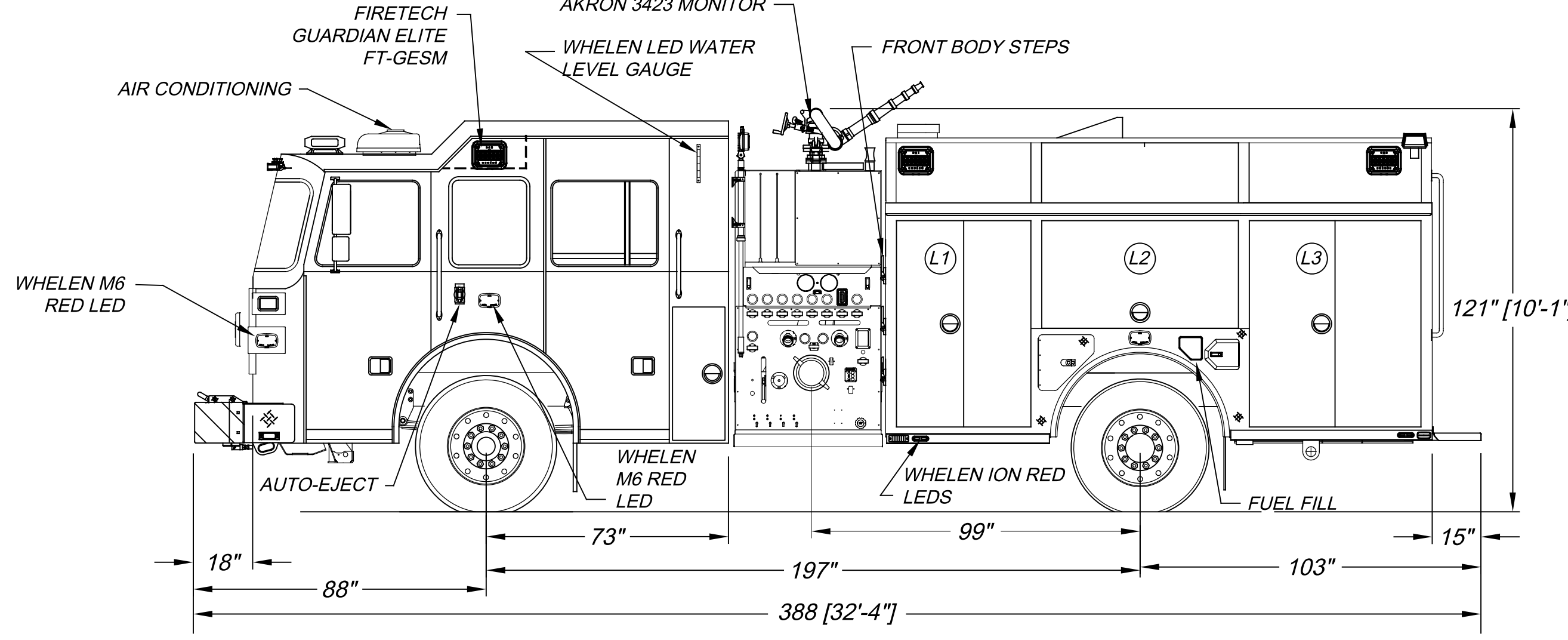
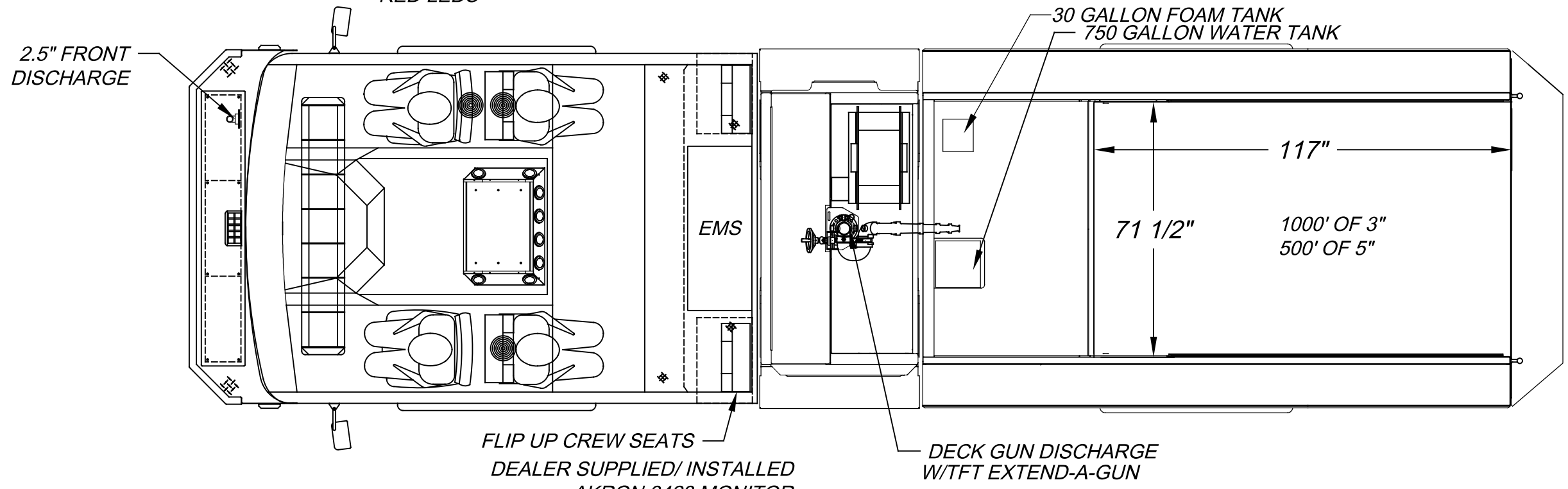
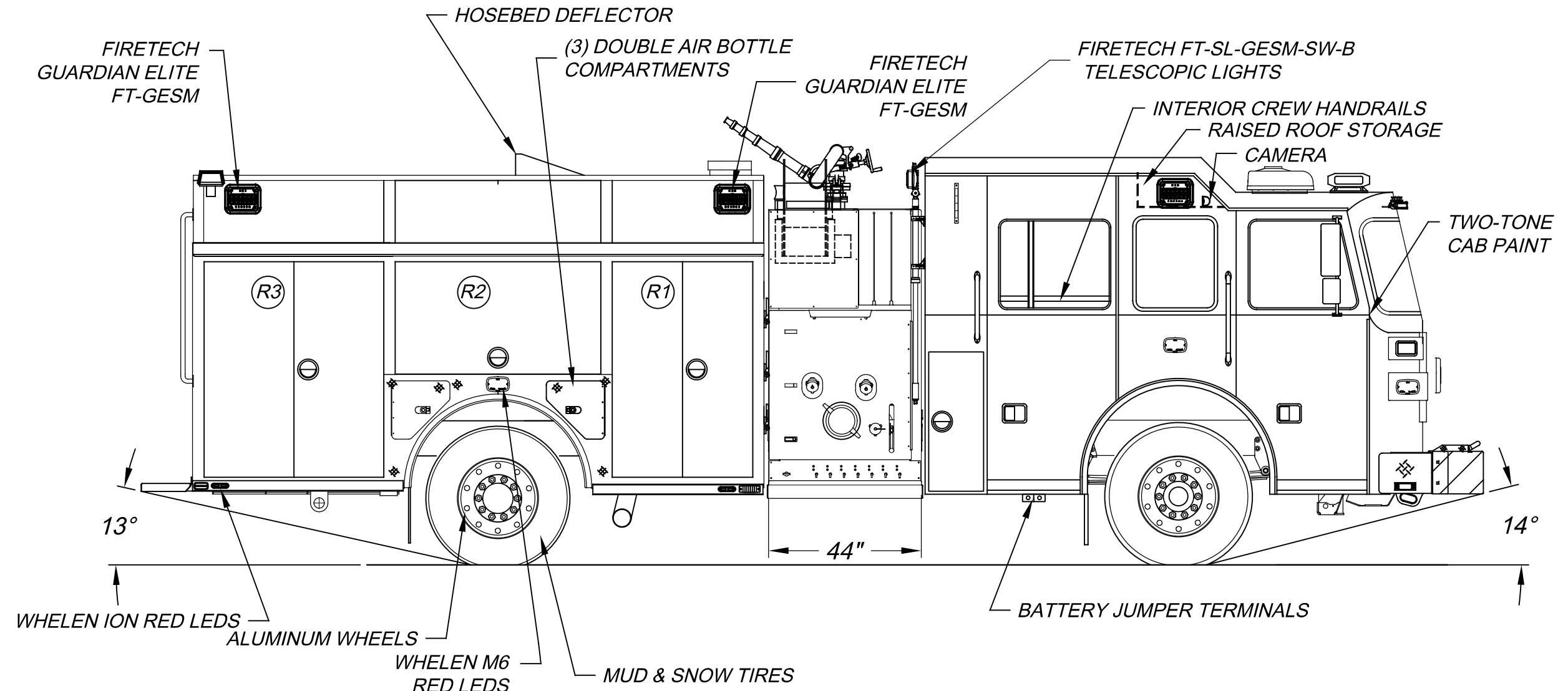
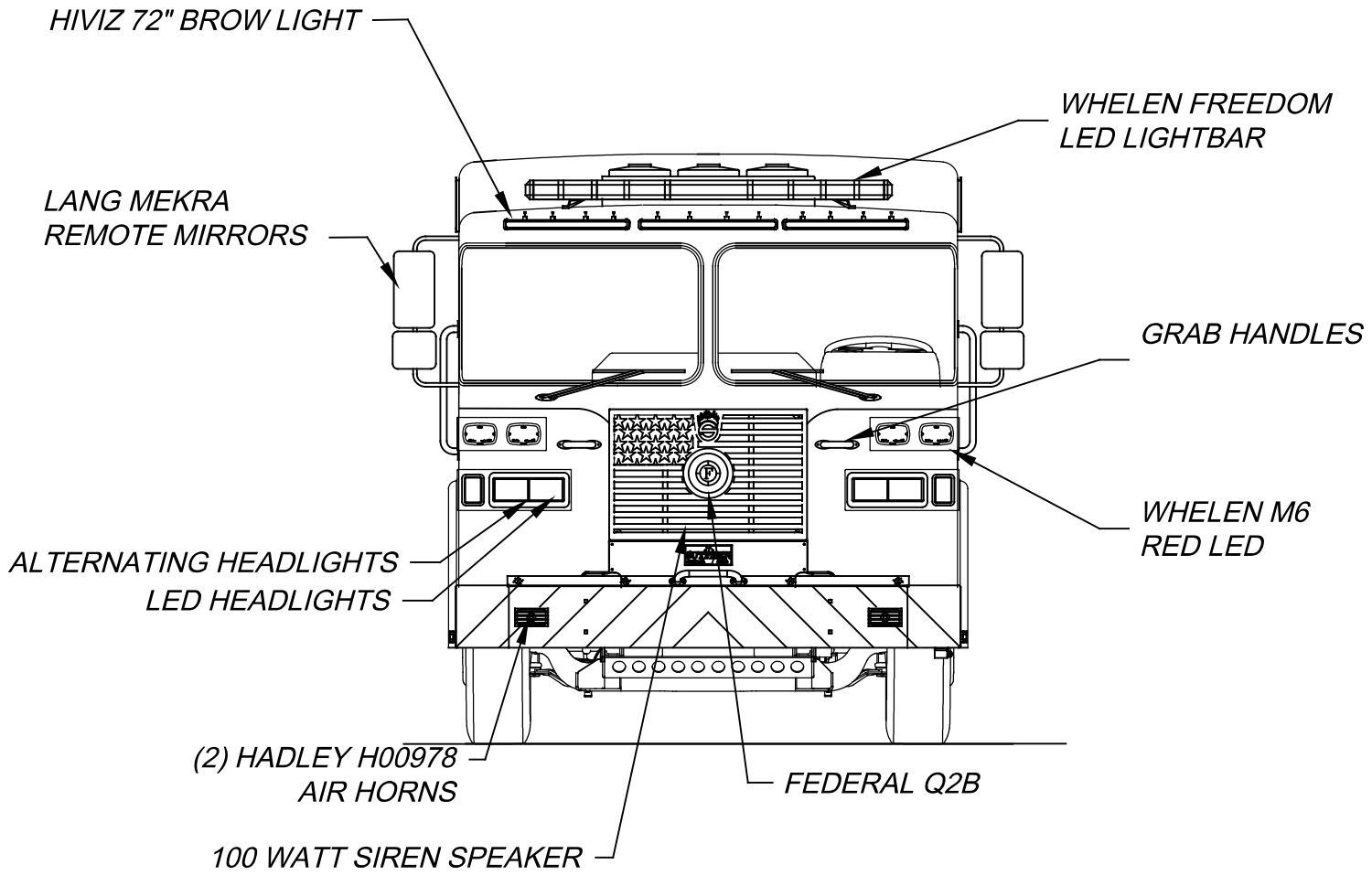


LEFT SIDE COMPARTMENTATION				
COMPT	DOORS	INSIDE DIMENSIONS	DOOR OPENING DIMENSIONS	VOLUME
L1	DOUBLE	40"W X 66"H X 26"D	37"W X 59 1/2"H	37.4 CU. FT.
L2	LIFT-UP	59"W X 31 1/2"H X 26"D	57"W X 29 3/4"H	28.4 CU. FT.
L3	DOUBLE	51 1/2"W X 66"H X 26"D	48 1/4"W X 58 1/2"H	47.4 CU. FT.
RIGHT SIDE COMPARTMENTATION				
COMPT	DOORS	INSIDE DIMENSIONS	DOOR OPENING DIMENSIONS	VOLUME
R1	DOUBLE	40"W X 66"H X 26"D	37"W X 59 1/2"H	37.4 CU. FT.
R2	LIFT-UP	59"W X 31 1/2"H X 26"D	57"W X 29 3/4"H	28.4 CU. FT.
R3	DOUBLE	51 1/2"W X 66"H X 26"D	48 1/4"W X 58 1/2"H	47.4 CU. FT.
REAR STEP COMPARTMENT				
COMPT	DOORS	INSIDE DIMENSIONS	DOOR OPENING DIMENSIONS	VOLUME
A1	ROLL-UP	39 1/2"W X 28"H X 31"D	36 3/4"W X 19"H	19.8 CU. FT.

BASE STORAGE: 246 CU. FT.



DIMENSIONS SHOWN ON THIS DRAWING ARE APPROXIMATE AND ARE SUBJECT TO MINOR DEVIATIONS DURING CONSTRUCTION.

IN THE EVENT OF A DISCREPANCY BETWEEN THE SUTPHEN SPECIFICATIONS AND DRAWING, THE SUTPHEN SPECIFICATIONS SHALL PREVAIL.

DRAWING IS FOR REFERENCE ONLY. SOME ITEMS PROPOSED MAY NOT BE SHOWN OR NOTED.

CUSTOMER APPROVAL

NAME: _____

TITLE: _____

DATE: _____

B	ADDED FRONT BUMPER CHEVRON, WB CHANGED	R.C.	3/20/24		
A	CHANGE CREW SEATS 5 AND 6 TO JUMP SEATS	R.C.	12/6/23		
REV.	DESCRIPTION	BY	DATE		
THIS PRINT IS PROVIDED ON A RESTRICTED BASIS AND IS NOT TO BE USED IN ANY WAY DETRIMENTAL TO THE INTEREST OF SUTPHEN CORPORATION.					

DRAWN BY:
R.CAMPBELL

DATE:
12/4/2023

MFG. FACILITY:
URBANA PUMPER

SUTPHEN

SPALDING COUNTY FIRE DEPARTMENT
GRIFFIN, GA

PROGRAM 1 CUSTOM PUMPER
HS-7735