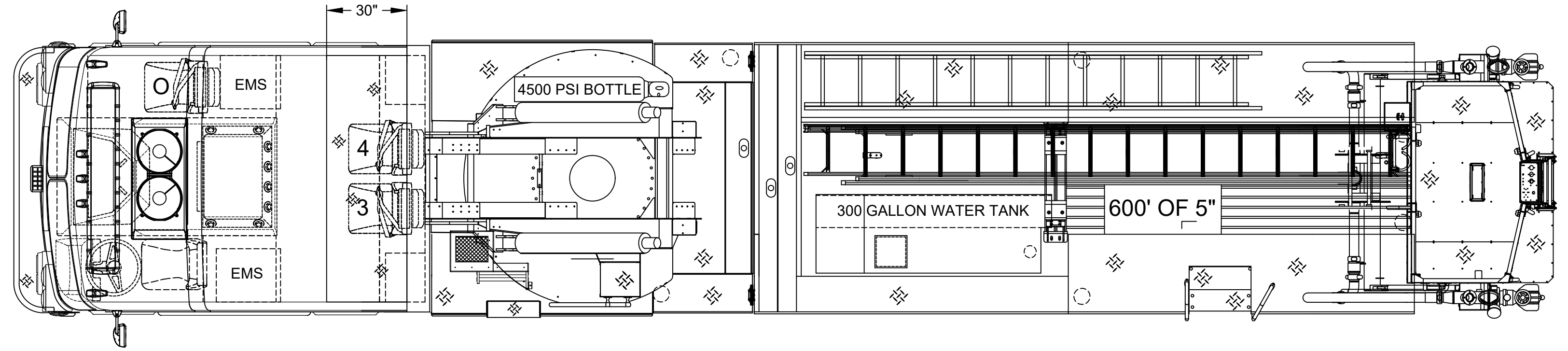
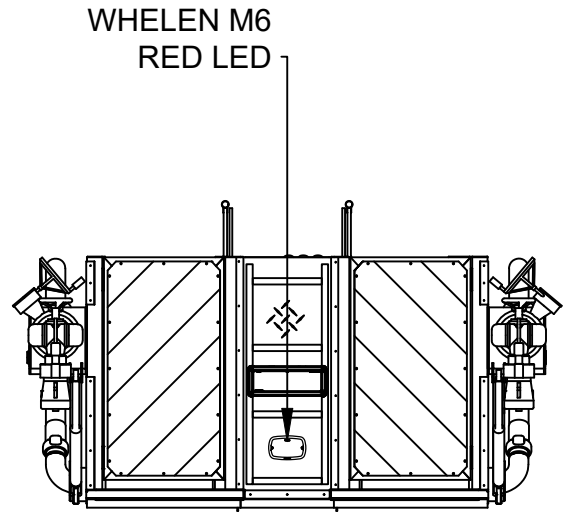
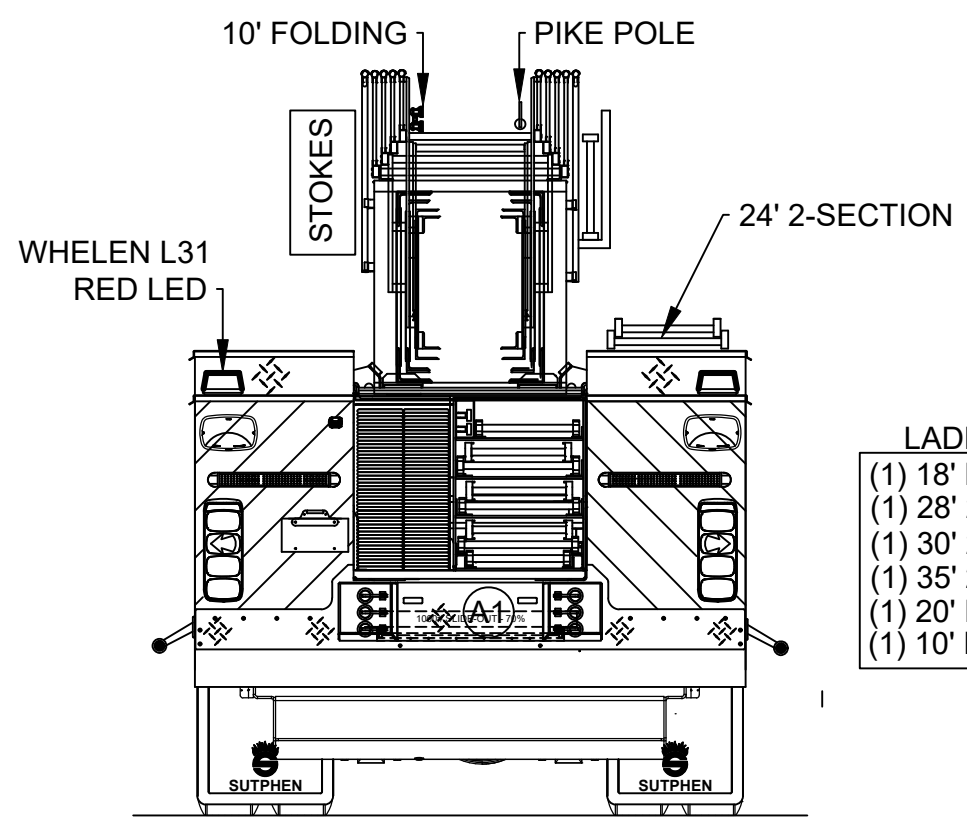


- LADDER CHUTE**
- (1) 18' ROOF
 - (1) 28' 2-SEC
 - (1) 30' 2-SEC
 - (1) 35' 2-SEC
 - (1) 20' ROOF
 - (1) 10' FOLDING

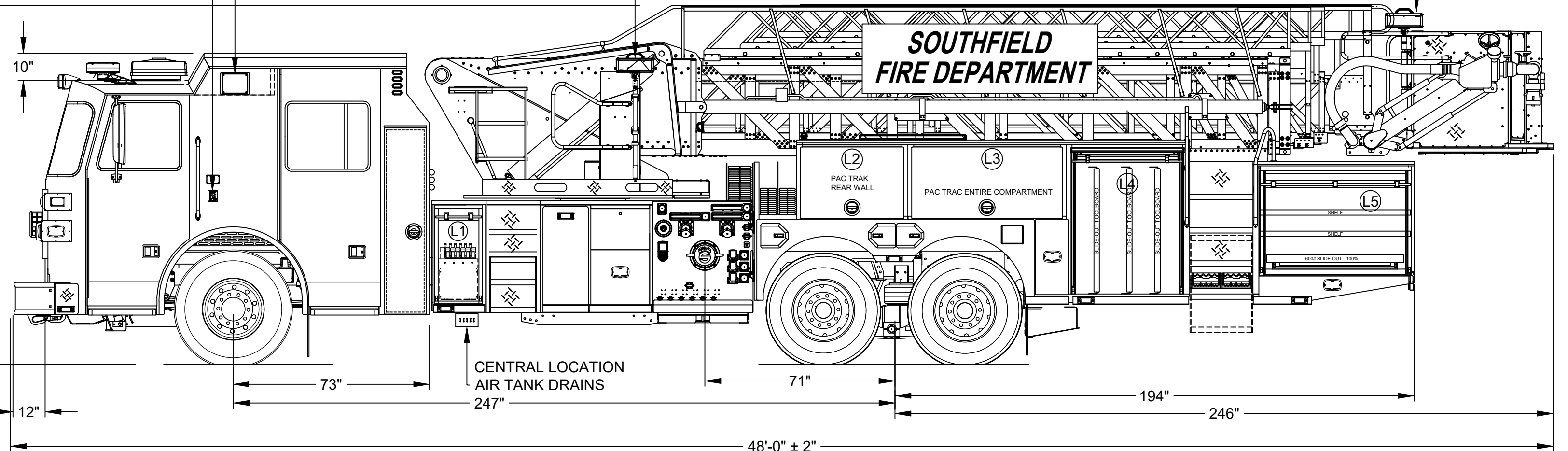
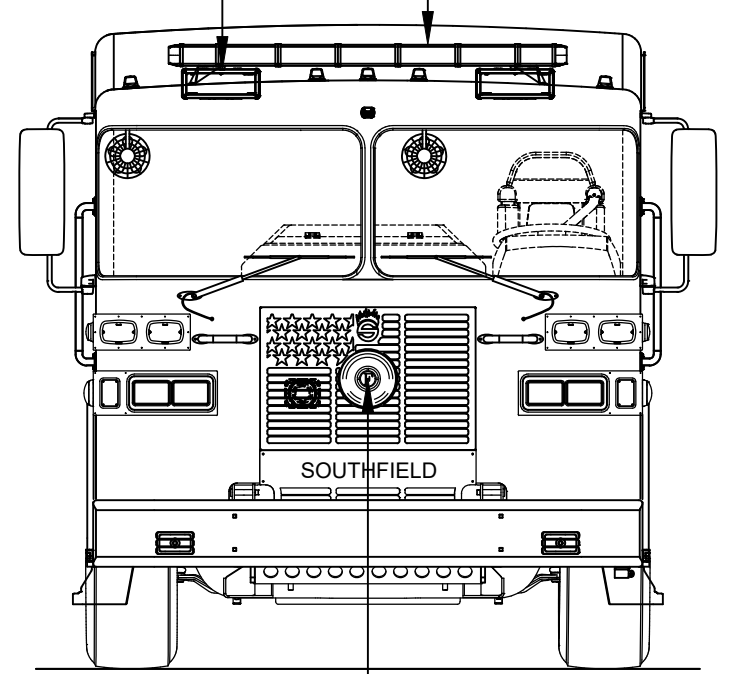


TWO TONE CAB
GRAY OVER RED
PAINT BREAK OPTION #1

- FRC SPECTRA 12V BROW
- WHELEN FREEDOM IV 72" LIGHTBAR (16 MODULE)

- 120V SHORELINE BLUE SEA 20 AMP
- WHELEN 900 12V SCENE
- FRC SPECTRA 240V TELE

FR SPECTRA 240V LED TELELIGHTS



DOOR OPENINGS			COMPARTMENT DIMENSIONS		
COMPT.	HEIGHT	WIDTH	HEIGHT	WIDTH	DEPTH
L2	23	33 1/4	27 1/2	41 1/2	12 1/8
L3	23	50 1/4	27 1/2	58	12 1/8
L4	48 1/2	38 3/4	56 1/2	45 3/4	26 1/2
L5	35 3/8	48 1/2	40 1/8	56 3/4	26 1/2
L6					

DOOR OPENINGS			COMPARTMENT DIMENSIONS		
COMPT.	HEIGHT	WIDTH	HEIGHT	WIDTH	DEPTH
GENERATOR	31 13/16	33 7/16	38 1/2	40	8 1/2 LOWER 10" 27 1/2 UPPER 28 1/2"
R2	23	33 1/4	27 1/2	41 1/2	26 1/2
R3	23	50 1/4	27 1/2	58	26 1/2
R4	48 1/2	38 3/4	56 1/2	45 3/4	26 1/2
R5	48 1/2	38 3/4	56 1/2	45 3/4	26 1/2
R6	32 1/8	30 7/8	40 1/8	34 3/4	26 1/2

DOOR OPENINGS			COMPARTMENT DIMENSIONS		
COMPT.	HEIGHT	WIDTH	HEIGHT	WIDTH	DEPTH
A1	9 1/8	24 1/2	9 7/8	26	88

TOTAL COMPARTMENT VOLUME - 283.49 CU.FT.

DIMENSIONS SHOWN ON THIS DRAWING ARE APPROXIMATE AND ARE SUBJECT TO MINOR DEVIATIONS DURING CONSTRUCTION.

IN THE EVENT OF A DISCREPANCY BETWEEN THE SUTPHEN SPECIFICATIONS AND DRAWING, THE SUTPHEN SPECIFICATIONS SHALL PREVAIL.

DRAWING IS FOR REFERENCE ONLY. SOME ITEMS PROPOSED MAY NOT BE SHOWN OR NOTED.

CUSTOMER APPROVAL

NAME: _____

TITLE: _____

DATE: _____

REV.	DESCRIPTION	BY	DATE
F	REV-F SHOP ORDER	AG	10/24/25
E	REV-E SHOP ORDER	AM	06/16/25
D	REV-D SHOP ORDER	AM	05/05/25
C	REV-C SHOP ORDER	JNH	09/30/24
REV.			

THIS PRINT IS PROVIDED ON A RESTRICTED BASIS AND IS NOT TO BE USED IN ANY WAY DETRIMENTAL TO THE INTEREST OF SUTPHEN CORPORATION.

DRAWN BY:	J.HAULMAN
DATE:	08/01/23
MFG. FACILITY:	DUBLIN

CITY OF SOUTHFIELD FIRE DEPARTMENT
SOUTHFIELD, MI

SPH100 AERIAL PLATFORM
HS-7911

DWG. NO. _____