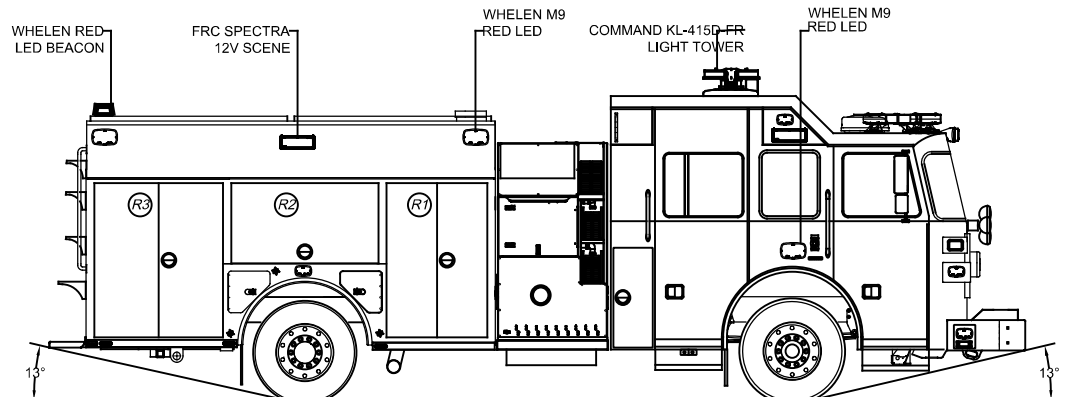


LADDER CHUTE
24' 2 SEC
14' ROOF
10' FOLDING
(2) PIKE POLES

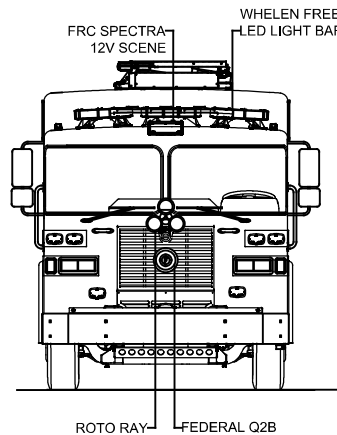


LEFT SIDE COMPARTMENTATION				
COMPT	DOORS	INSIDE DIMENSIONS	DOOR OPENING DIMENSIONS	VOLUME
L1	DOUBLE	40"W X 66"H X 26"D		37.4 CU. FT.
L2	LIFT-UP	59"W X 31 1/2"H X 26"D		28.4 CU. FT.
L3	DOUBLE	51 1/2"W X 66"H X 26"D		47.4 CU. FT.
L4/L5	LIFT-UP	82"W X 13.5"H X 19"D	75"W X 9.5"H	24 CU. FT.

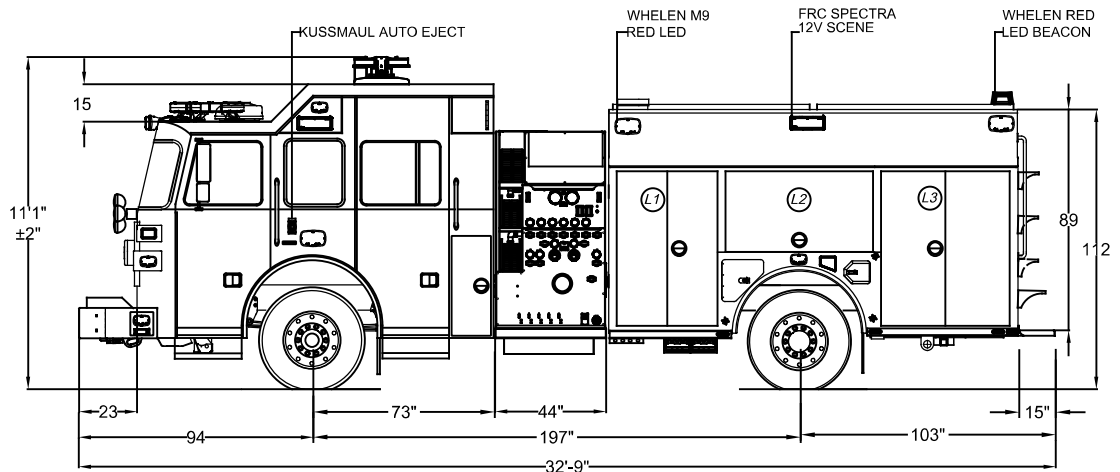
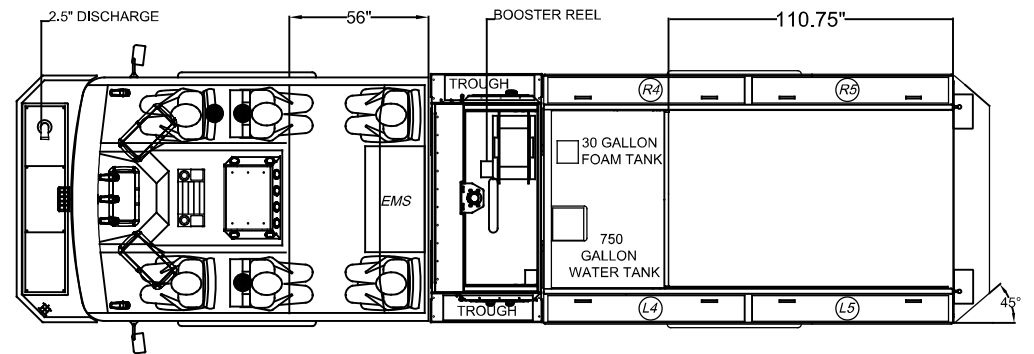
RIGHT SIDE COMPARTMENTATION				
COMPT	DOORS	INSIDE DIMENSIONS	DOOR OPENING DIMENSIONS	VOLUME
R1	DOUBLE	40"W X 66"H X 26"D		37.4 CU. FT.
R2	LIFT-UP	59"W X 31 1/2"H X 26"D		28.4 CU. FT.
R3	DOUBLE	51 1/2"W X 66"H X 26"D		47.4 CU. FT.
L4/L5	LIFT-UP	82"W X 13.5"H X 19"D	75"W X 9.5"H	24 CU. FT.

REAR STEP COMPARTMENT				
COMPT	DOORS	INSIDE DIMENSIONS	DOOR OPENING DIMENSIONS	VOLUME
A1	ROLL-UP	39 1/2"W X 28"H X 31"D	36 3/4"W X 19"H	19.6 CU. FT.

BASE STORAGE: 246 CU. FT.
TOTAL STORAGE: 314 CU. FT.



TWO TONE CAB AND BODY
PAINT BREAK OPTION #1
BLACK OVER RED



DIMENSIONS SHOWN ON THIS DRAWING ARE APPROXIMATE AND ARE SUBJECT TO MINOR DEVIATIONS DURING CONSTRUCTION.

CUSTOMER APPROVAL

NAME: _____

TITLE: _____

DATE: _____

A

Rev-A Shop Order Release

AG

01/8/24

REV:

DESCRIPTION

BY

DATE

DRAWN BY:

A. GONZALEZ

DATE:

01/30/23

MFG. FACILITY:

URBANA



South Trail Fire District
Fort Myers, FL

PROGRAM 1 CUSTOM PUMPER

DWG. NO.:

HS-7580

THIS PRINT IS PROVIDED ON A RESTRICTED BASIS AND IS NOT TO BE USED IN ANY WAY DETRIMENTAL TO THE INTEREST OF SUTPHEN CORPORATION.