

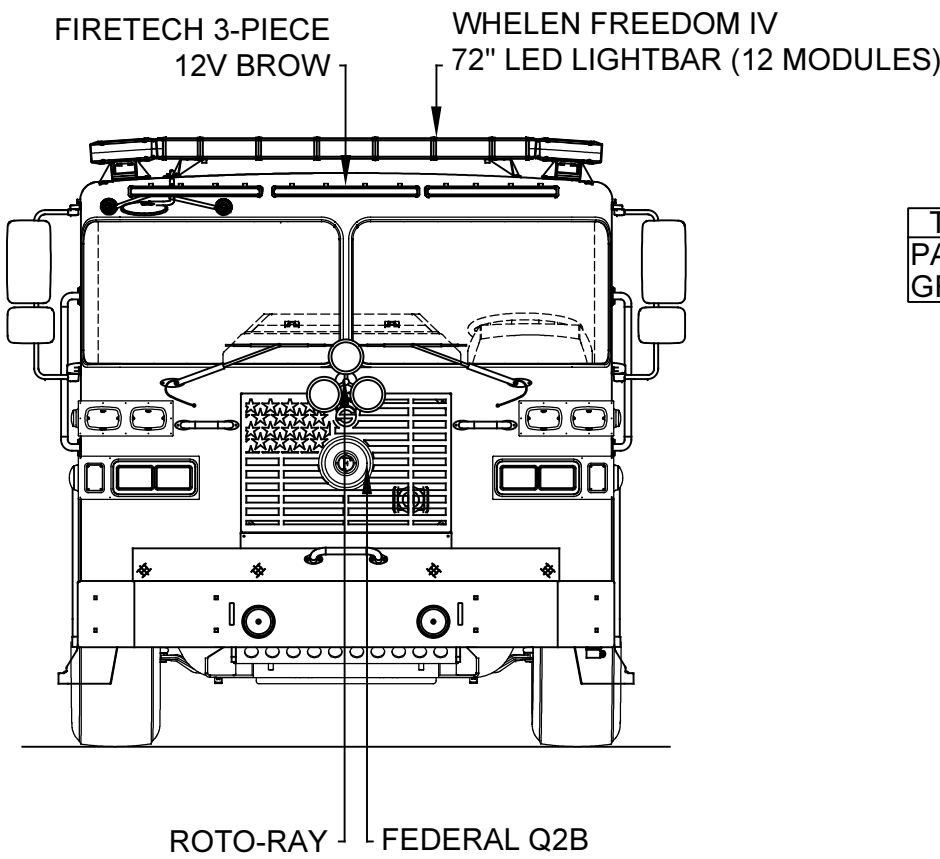
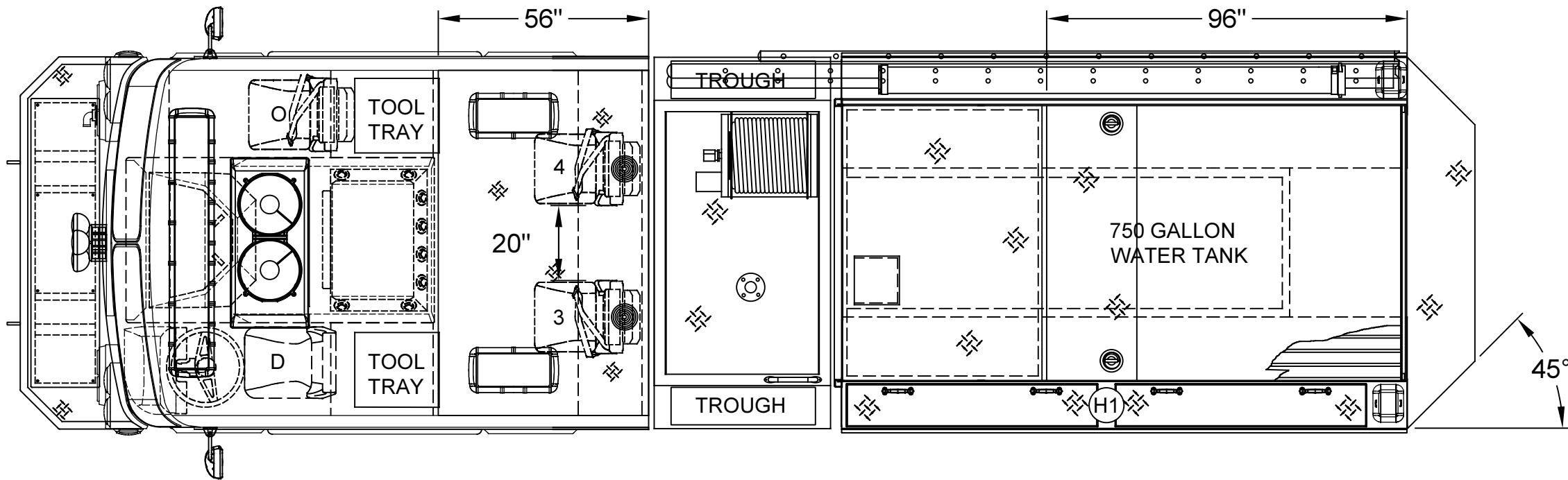
LEFT SIDE COMPARTMENTS				
COMPT	DOORS	OPENING DIMENSIONS	INSIDE DIMENSIONS	VOLUME
L1	SINGLE	23.5"w X 58.4"h	31.1"w X 66"h X 27.3"d	24.6 CU. FT.
L2	LIFT-UP	55.0"w X 31.9"h	61.6"w X 36.8"h X 10.5"d	13.8 CU. FT.
L3	DOUBLE	48.5"w X 58.4"h	53.4"w X 66"h X 27.3"d	42.2 CU. FT.
H1	LIFT-UP	(2) 9.25"w X 65.75"l	149.8"w X 17.3"h X 14.4"d	19.3 CU. FT.

(33"h X 12"d UPPER)

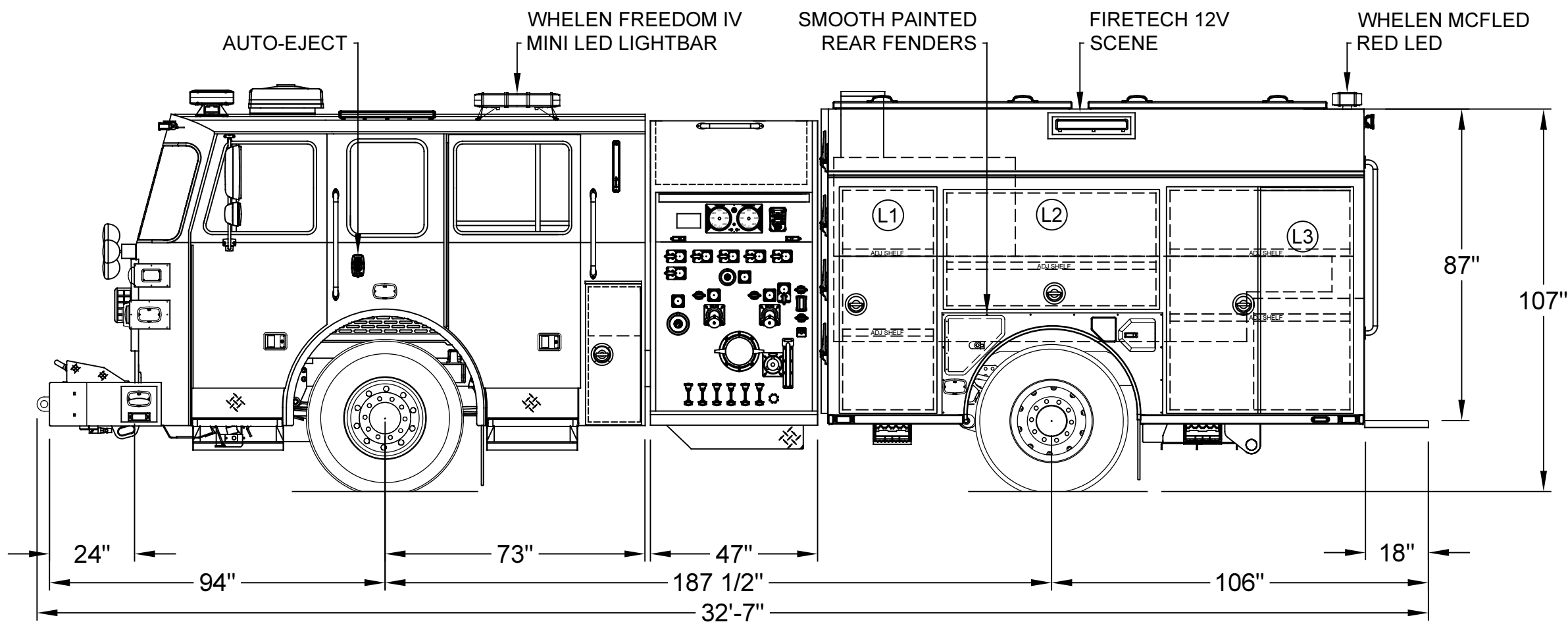
(33"h X 12"d UPPER)

RIGHT SIDE COMPARTMENTS				
COMPT	DOORS	OPENING DIMENSIONS	INSIDE DIMENSIONS	VOLUME
R1	SINGLE	23.5"w X 22.4"h	31.1"w X 33"h X 27.3"d	16.2 CU. FT.
R3	DOUBLE	48.5"w X 22.4"h	53.4"w X 33"h X 27.3"d	27.8 CU. FT.

REAR STEP COMPARTMENT				
COMPT	DOORS	OPENING DIMENSIONS	INSIDE DIMENSIONS	VOLUME
A1	DOUBLE	37.0"w X 31.1"h	40"w X 40"h X 31"d	22.2 CU. FT.
TOTAL:				166.1 CU.FT.



TWO TONE CAB  
PAINT BREAK #1  
GRAY OVER RED



DIMENSIONS SHOWN ON THIS DRAWING ARE APPROXIMATE AND ARE SUBJECT TO MINOR DEVIATIONS DURING CONSTRUCTION.

IN THE EVENT OF A DISCREPANCY BETWEEN THE SUTPHEN SPECIFICATIONS AND DRAWING, THE SUTPHEN SPECIFICATIONS SHALL PREVAIL.

DRAWING IS FOR REFERENCE ONLY. SOME ITEMS PROPOSED MAY NOT BE SHOWN OR NOTED.

CUSTOMER APPROVAL

NAME: \_\_\_\_\_

TITLE: \_\_\_\_\_

DATE: \_\_\_\_\_

O REFERENCE SHOP ORDER REVISION EMAIL

TF

03/22/24

DATE: 07/26/21

N REFERENCE SHOP ORDER REVISION EMAIL

TF

03/20/24

DRAWN BY: T.FAHOUM

M REFERENCE SHOP ORDER CHANGE DOCUMENT ON SHARED DRIVE

TF

12/20/23

L REFERENCE SHOP ORDER CHANGE DOCUMENT ON SHARED DRIVE

TF

11/01/23

REV. DESCRIPTION

BY

DATE

MFG. FACILITY:

URBANA

CUSTOM PUMPER - PA-09

DWG. NO.: HS-7210

THIS PRINT IS PROVIDED ON A RESTRICTED BASIS AND IS NOT TO BE USED IN ANY WAY DETRIMENTAL TO THE INTEREST OF SUTPHEN CORPORATION.

