

LEFT SIDE COMPARTMENTATION			
COMPT	DOORS	DIMENSIONS	VOLUME
L1	ROLL-UP	40"W X 51 1/2"H X 26"D	28 CU. FT.
L2	ROLL-UP	59"W X 21 1/2"H X 14 1/2"D	11 CU. FT.
L3	ROLL-UP	51 1/2"W X 51 1/2"H X 26"D	40 CU. FT.

14 1/2" DEEP, UPPER
FULL HEIGHT, FULL DEPTH

RIGHT SIDE COMPARTMENTATION			
COMPT	DOORS	DIMENSIONS	VOLUME
R1	ROLL-UP	40"W X 51 1/2"H X 26"D	28 CU. FT.
R2	ROLL-UP	59"W X 21 1/2"H X 14 1/2"D	11 CU. FT.
R3	ROLL-UP	51 1/2"W X 51 1/2"H X 26"D	40 CU. FT.

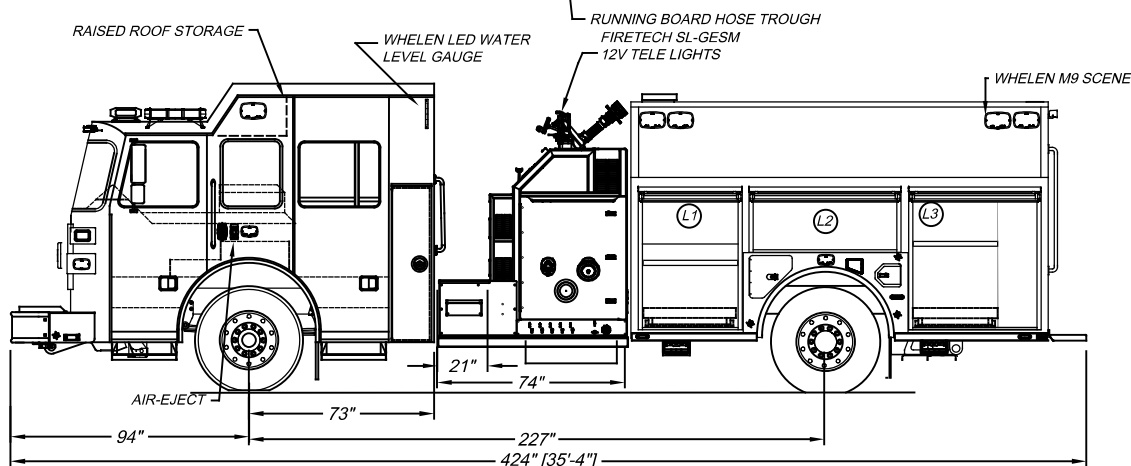
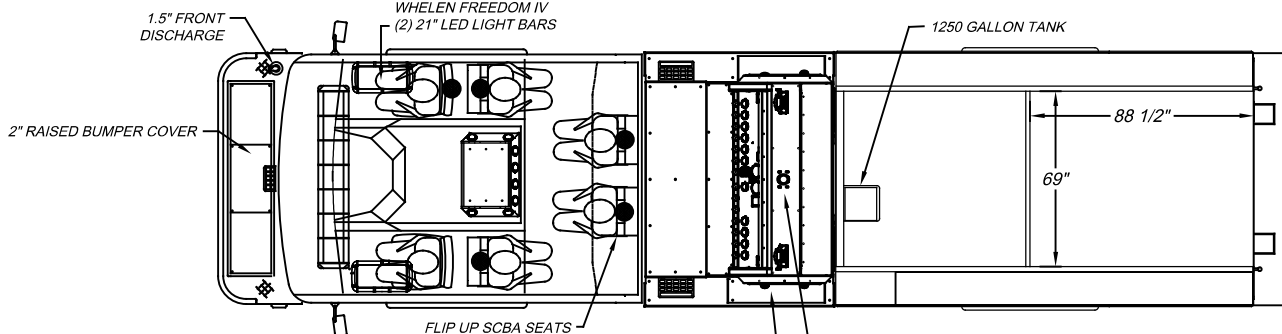
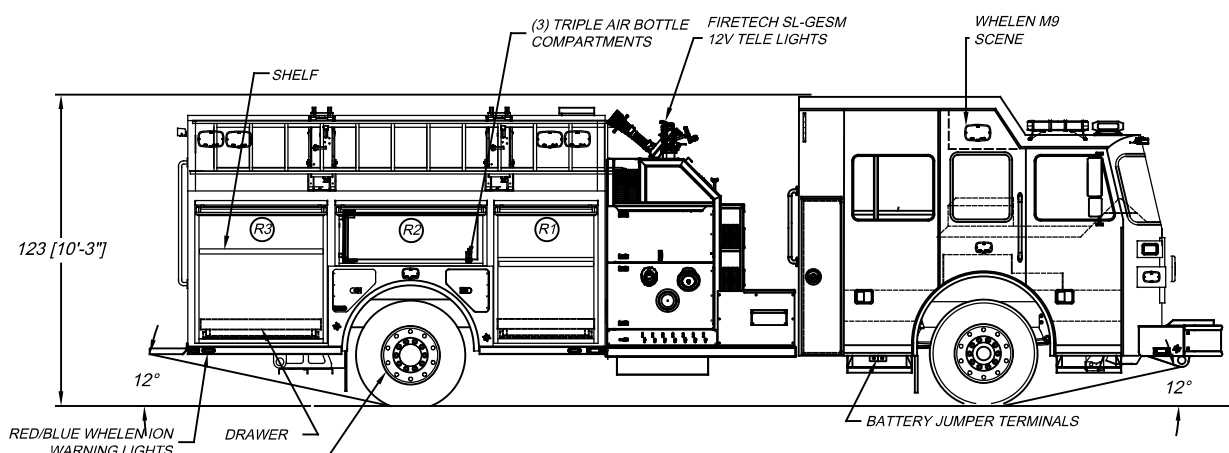
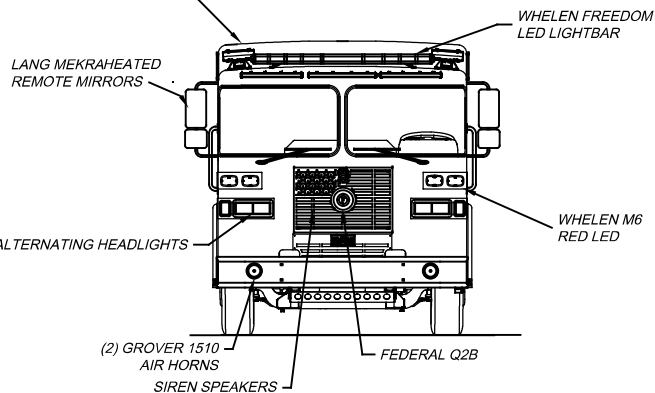
14 1/2" DEEP, UPPER
FULL HEIGHT, FULL DEPTH

REAR STEP COMPARTMENT			
COMPT	DOORS	DIMENSIONS	VOLUME
A1	ROLL-UP	39 1/2"W X 39"H X 29.5"D	27 CU. FT.

REAR CREW SEAT COMPARTMENT			
COMPT	DOORS	DIMENSIONS	VOLUME
C1	HINGED	47"W X 15"H X 18 1/2"D	8 CU. FT.

TOTAL STORAGE: 193 CU. FT.

FIRETECH 3-PIECE 72" LED BROW LIGHT



DIMENSIONS SHOWN ON THIS DRAWING ARE APPROXIMATE AND ARE SUBJECT TO MINOR DEVIATIONS DURING CONSTRUCTION.

IN THE EVENT OF A DISCREPANCY BETWEEN THE SUTPHEN SPECIFICATIONS AND DRAWING, THE SUTPHEN SPECIFICATIONS SHALL PREVAIL.

DRAWING IS FOR REFERENCE ONLY. SOME ITEMS PROPOSED MAY NOT BE SHOWN OR NOTED.

CUSTOMER APPROVAL

NAME: _____

TITLE: _____

DATE: _____

J

UPDATED DRAWING TO MATCH SHOP ORDER

E

UPDATED DRAWING TO MATCH SHOP ORDER

D

UPDATED DRAWING TO MATCH SHOP ORDER

REV.

DESCRIPTION

THIS PRINT IS PROVIDED ON A RESTRICTED BASIS AND IS NOT TO BE USED IN ANY WAY DETRIMENTAL TO THE INTEREST OF SUTPHEN CORPORATION.

DRAWN BY:

G.GREEN

DATE:

8/18/22

MFG. FACILITY:

URBANA

SUTPHEN
MORRISONVILLE FIRE DISTRICT
MORRISONVILLE, NY

PROGRAM 1 CUSTOM PUMPER, G7 BODY

BWG. NO.:

HS-7536