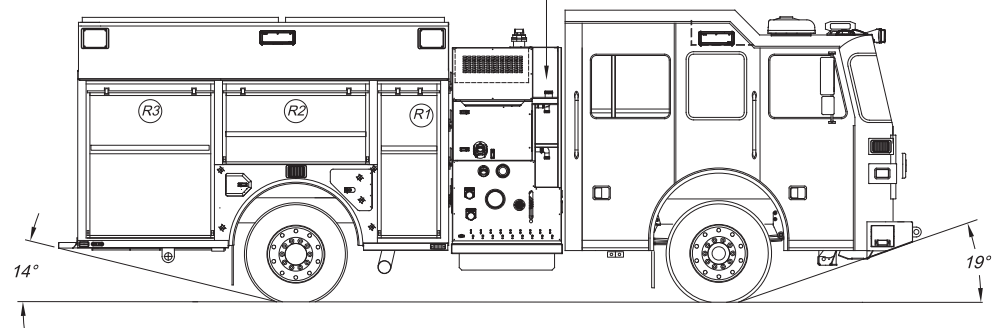
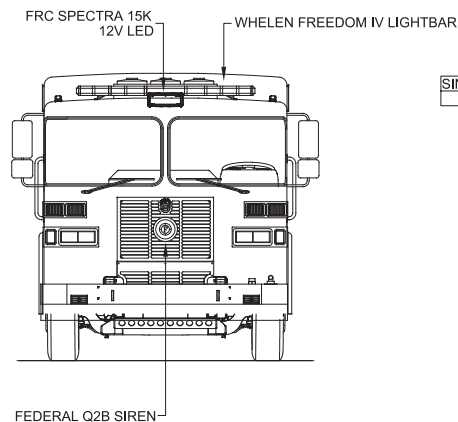


(1) 2.5" CROSSLAY  
(2) 2" SPEEDLAYS

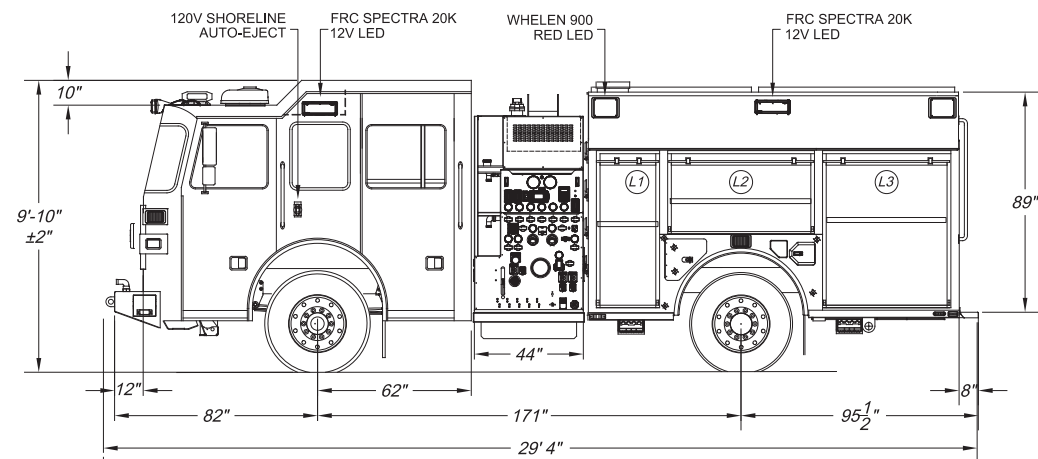
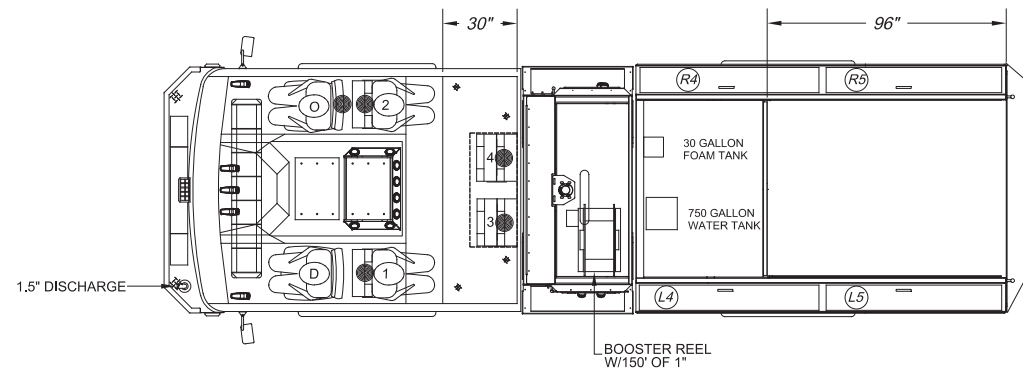


LEFT SIDE COMPARTMENTATION				
COMPT	DOORS	INSIDE DIMENSIONS	DOOR OPENING DIMENSIONS	VOLUME
L1	ROLL-UP	25"W X 66"H X 26"D	22.5"W X 56 1/2"H	24.8 CU. FT.
L2	ROLL-UP	59"W X 31 1/2"H X 26"D	56 1/4"W X 27"H	28.0 CU. FT.
L3	ROLL-UP	51 1/2"W X 66"H X 26"D	48 3/4"W X 56 1/2"H	51.1 CU. FT.
L4/L5	LIFT-UP	76"W X 13.5"H X 19"D	75"W X 9.5"H	11.3 CU. FT.
RIGHT SIDE COMPARTMENTATION				
COMPT	DOORS	INSIDE DIMENSIONS	DOOR OPENING DIMENSIONS	VOLUME
R1	ROLL-UP	25"W X 66"H X 26"D	22.5"W X 56 1/2"H	17.7 CU. FT.
R2	ROLL-UP	59"W X 31 1/2"H X 11"D	56 1/4"W X 27"H	11.8 CU. FT.
R3	ROLL-UP	51 1/2"W X 66"H X 26"D	48 3/4"W X 56 1/2"H	36.4 CU. FT.
L4/L5	LIFT-UP	76"W X 13.5"H X 19"D	75"W X 9.5"H	11.3 CU. FT.
REAR STEP COMPARTMENT				
COMPT	DOORS	INSIDE DIMENSIONS	DOOR OPENING DIMENSIONS	VOLUME
A1	ROLL-UP	39 1/2"W X 44"H X 31"D	36 3/4"W X 34 1/4"H	31.2 CU. FT.

BASE STORAGE: 201 CU. FT.  
TOTAL STORAGE: 223.6 CU. FT.



SINGLE TONE  
RED



DIMENSIONS SHOWN ON THIS DRAWING ARE APPROXIMATE AND ARE SUBJECT TO MINOR DEVIATIONS DURING CONSTRUCTION.

#### CUSTOMER APPROVAL

IN THE EVENT OF A DISCREPANCY BETWEEN THE SUTPHEN SPECIFICATIONS AND DRAWING, THE SUTPHEN SPECIFICATIONS SHALL PREVAIL.

DRAWING IS FOR REFERENCE ONLY. SOME ITEMS PROPOSED MAY NOT BE SHOWN OR NOTED.

NAME:

TITLE:

DATE:

H REFERENCE SHOP ORDER REVISION EMAIL

G REFERENCE SHOP ORDER REVISION EMAIL

F REFERENCE SHOP ORDER REVISION EMAIL

E REFERENCE SHOP ORDER REVISION EMAIL

REV.

DESCRIPTION

TF 05/27/25

TF 11/26/24

TF 11/13/24

TF 10/18/24

BY DATE

DRAWN BY:

T,FAHOUM

DATE:

06/06/24

MFG. FACILITY:

URBANA STOCK PUMPER

**SUTPHEN**

STOCK 590

PROGRAM 1 CUSTOM PUMPER

DWG. NO.:

HS-8210

THIS PRINT IS PROVIDED ON A RESTRICTED BASIS AND IS NOT TO BE USED IN ANY WAY DETRIMENTAL TO THE INTEREST OF SUTPHEN CORPORATION.