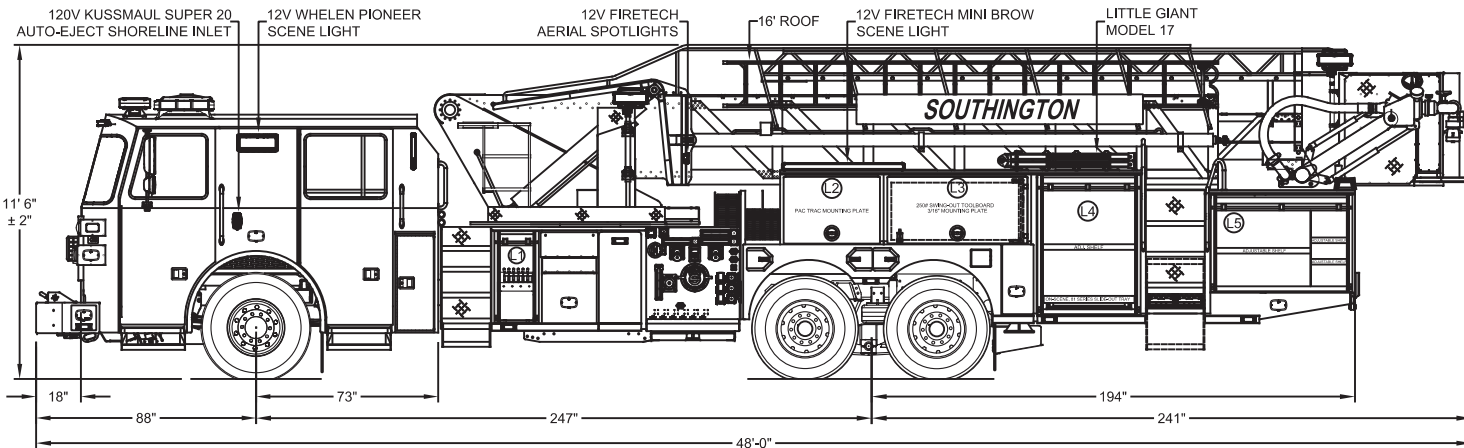
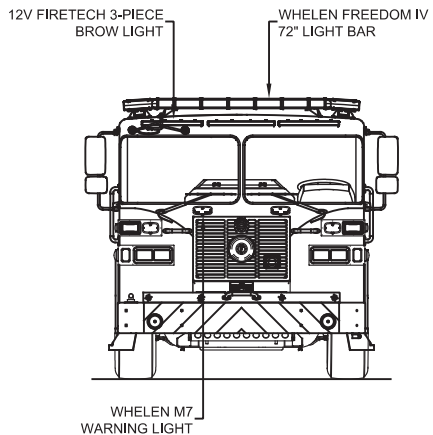
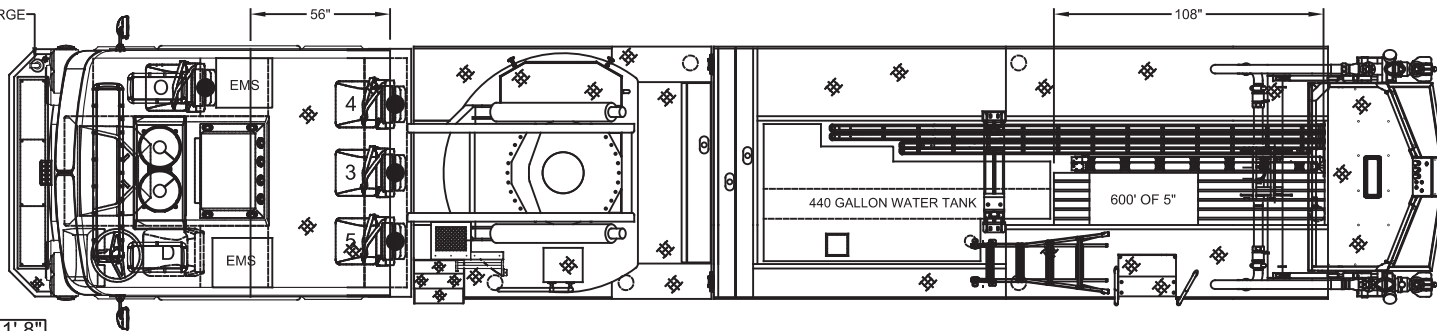


TWO TONE CAB
BLACK OVER RED
PAINT BREAK #6

MAX HEIGHT: 11' 8"



DOOR OPENINGS			COMPARTMENT DIMENSIONS		
COMPT.	HEIGHT	WIDTH	HEIGHT	WIDTH	DEPTH
L1	31 13/16	13 7/16	38 1/2	20 5/16	19 7/8
L2	23	33 1/4	27 1/2	41 1/2	12 1/8
L3	23	50 1/4	27 1/2	58	12 1/8
L4	48 1/2	38 3/4	56 1/2	45 3/4	26 1/2
L5	40 1/2	15 1/8	48 1/2	22	26 1/2
L6	32 1/8	30 7/8	40 1/8	34 3/4	26 1/2

DOOR OPENINGS			COMPARTMENT DIMENSIONS		
COMPT.	HEIGHT	WIDTH	HEIGHT	WIDTH	DEPTH
R1	34 1/16	33 7/16	38 1/2	40	26 1/2
R2	23	33 1/4	27 1/2	41 1/2	12 1/8
R3	23	50 1/4	27 1/2	58	12 1/8
R4	48 1/2	38 3/4	56 1/2	45 3/4	26 1/2
R5	48 1/2	38 3/4	56 1/2	45 3/4	26 1/2
R6	32 1/8	30 7/8	40 1/8	34 3/4	26 1/2

DOOR OPENINGS			COMPARTMENT DIMENSIONS		
COMPT.	HEIGHT	WIDTH	HEIGHT	WIDTH	DEPTH
A1	9 1/8	24 1/2	9 7/8	26	88

TOTAL COMPARTMENT VOLUME - 280.04 CU.FT.

DIMENSIONS SHOWN ON THIS DRAWING ARE APPROXIMATE AND ARE SUBJECT TO MINOR DEVIATIONS DURING CONSTRUCTION.

IN THE EVENT OF A DISCREPANCY BETWEEN THE SUTPHEN SPECIFICATIONS AND DRAWING, THE SUTPHEN SPECIFICATIONS SHALL PREVAIL.

DRAWING IS FOR REFERENCE ONLY. SOME ITEMS PROPOSED MAY NOT BE SHOWN OR NOTED.

CUSTOMER APPROVAL

NAME: _____

TITLE: _____

DATE: _____

REV.	DESCRIPTION	BY	DATE
Q	REV-Q SHOP ORDER/REFERENCE SHOP ORDER CHANGE DOCUMENT ON SHARED DRIVE	JH	2/21/2024
P	REV-P SHOP ORDER/REFERENCE SHOP ORDER CHANGE DOCUMENT ON SHARED DRIVE	JH	2/7/2024
N	REV-N SHOP ORDER/REFERENCE SHOP ORDER CHANGE DOCUMENT ON SHARED DRIVE	TF	1/2/2024
M	REV-M SHOP ORDER/REFERENCE SHOP ORDER CHANGE DOCUMENT ON SHARED DRIVE	TF	12/06/2023

DRAWN BY:	J.HAULMAN
DATE:	01/24/2022
MFG. FACILITY:	DUBLIN

SOUTHINGTON FIRE DEPARTMENT
SOUTHINGTON, CT

SPH100 AERIAL PLATFORM
HS-7410