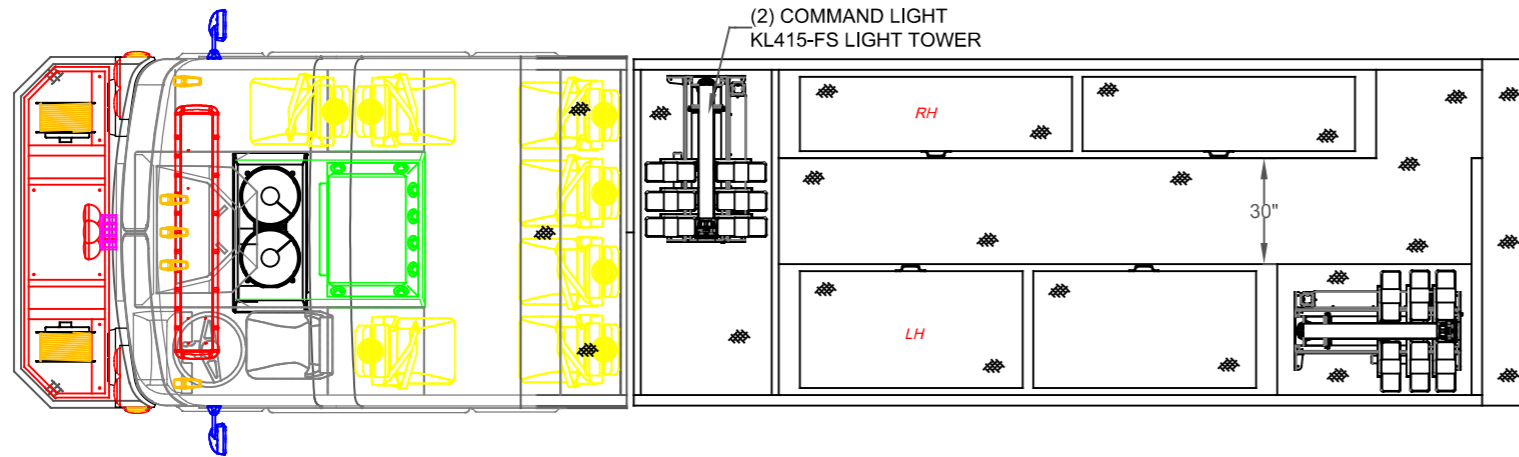
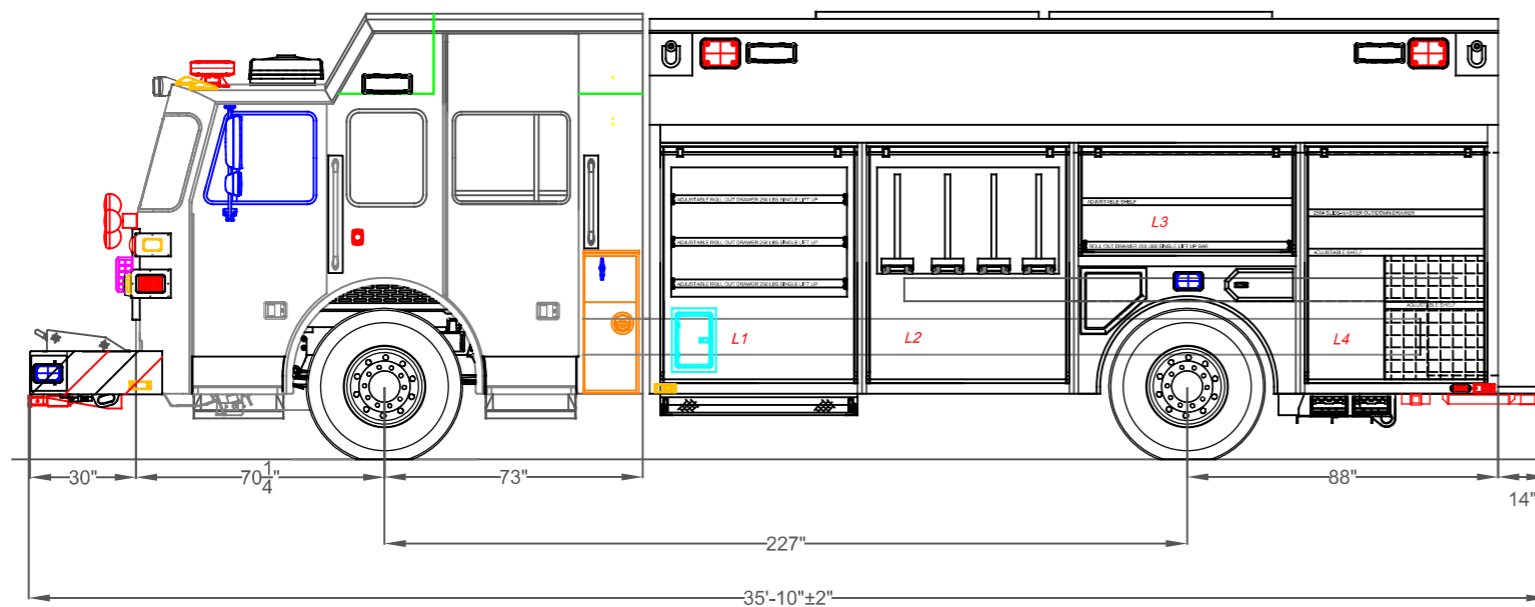


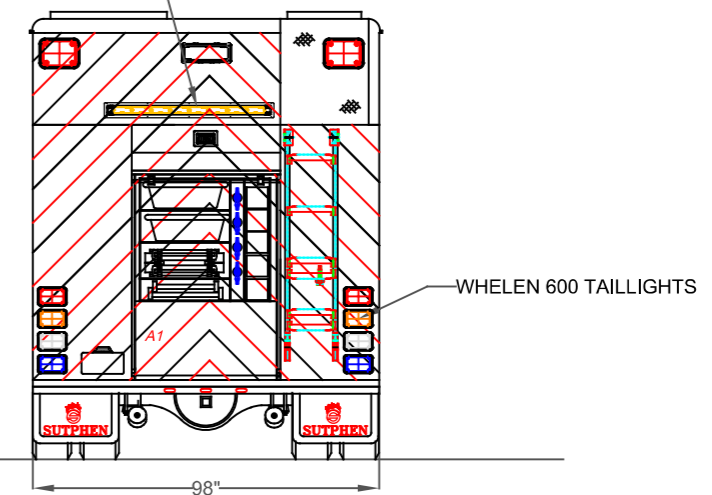
WHICH RECIEVERS
FRONT/LEFT/RIGHT/REAR



Left Side Compartmentation				
Compt	Doors	Opening Dimensions	Inside Dimensions	Volume
WxHxD				
L1	Roll Up	53x62	60x72xTransverse	88.7 CU FT
L2	Roll Up	53x62	60x72xTransverse	89.4 CU FT
L3	Roll Up	57x26	64x36x26.25	35.0 CU FT
L4	Roll Up	49x62	56x72x26.25	61.3 CU FT
Right Side Compartmentation				
Compt	Doors	Opening Dimensions	Inside Dimensions	Volume
WxHxD				
R1	Roll Up	53x62	60x72xTransverse	88.7 CU FT
R2	Roll Up	53x62	60x72xTransverse	89.4 CU FT
R3	Roll Up	57x26	64x36x26.25	35.0 CU FT
R4	Roll Up	49x62	56x72x26.25	61.3 CU FT
Rear Compartmentation				
Compt	Doors	Opening Dimensions	Inside Dimensions	Volume
WxHxD				
A1	Roll Up	44x31.25	42x62x20/120	132.2 CU FT
Coffin Compartmentation				
Compt	Doors	Opening Dimensions	Inside Dimensions	Volume
LxHxW				
LH	Hatch	(2) 63x33	141x30x37	90.6 CU FT
RH	Hatch	(2) 77x21	169x30x25	73.4 CU FT
Total Volume				845.0 CU Ft



WHELEN 47" TRAFFIC ADVISOR



DIMENSIONS SHOWN ON THIS DRAWING ARE APPROXIMATE AND ARE SUBJECT TO MINOR DEVIATIONS DURING CONSTRUCTION.

IN THE EVENT OF A DISCREPANCY BETWEEN THE SUTPHEN SPECIFICATIONS AND DRAWING, THE SUTPHEN SPECIFICATIONS SHALL PREVAIL.

DRAWING IS FOR REFERENCE ONLY. SOME ITEMS PROPOSED MAY NOT BE SHOWN OR NOTED.

CUSTOMER APPROVAL

NAME: _____

TITLE: _____

DATE: _____

REV.	DESCRIPTION	BY	DATE

THIS PRINT IS PROVIDED ON A RESTRICTED BASIS AND IS NOT TO BE USED IN ANY WAY DETRIMENTAL TO THE INTEREST OF SUTPHEN CORPORATION.

DRAWN BY: J. GORDON

DATE: 11/29/2021

MFG. FACILITY: SUTPHEN EAST LAKE ARIEL, PA

SUTPHEN EAST
55 INNOVATION DRIVE
LAKE ARIEL, PA
1-844-776-2889

WARREN FIRE DEPT.
WARREN, NJ

CUSTOM 20FT ALUMINUM HEAVY RESCUE

DWG. NO.: HS 7324