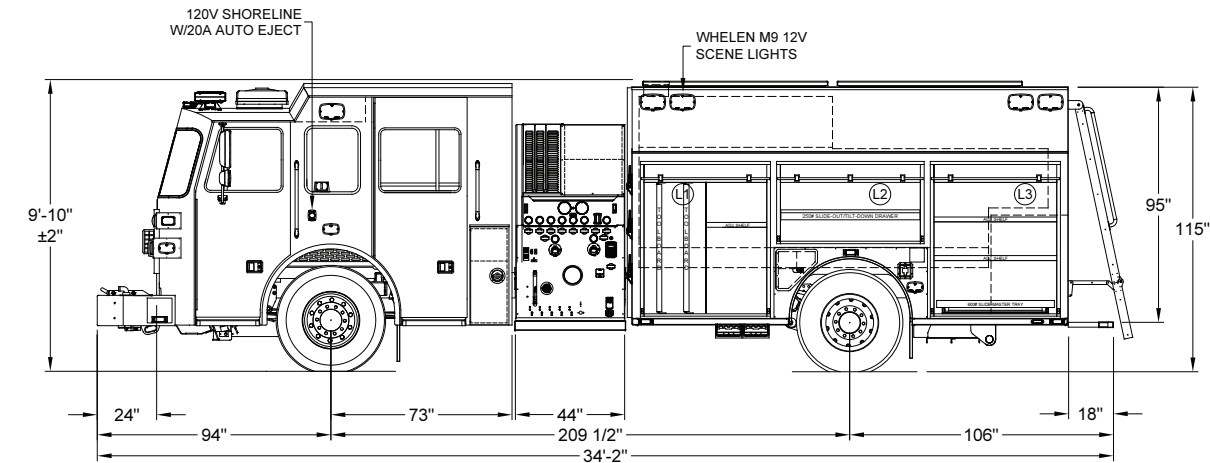
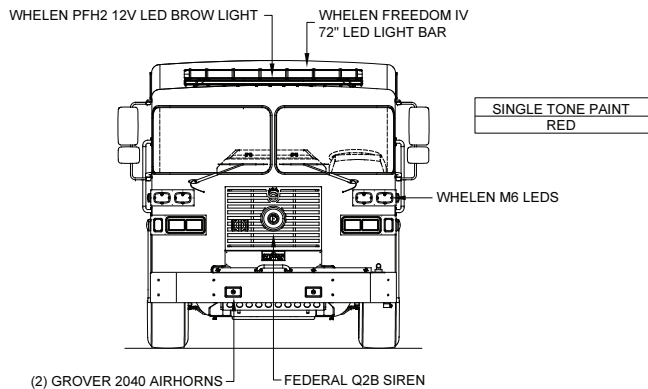
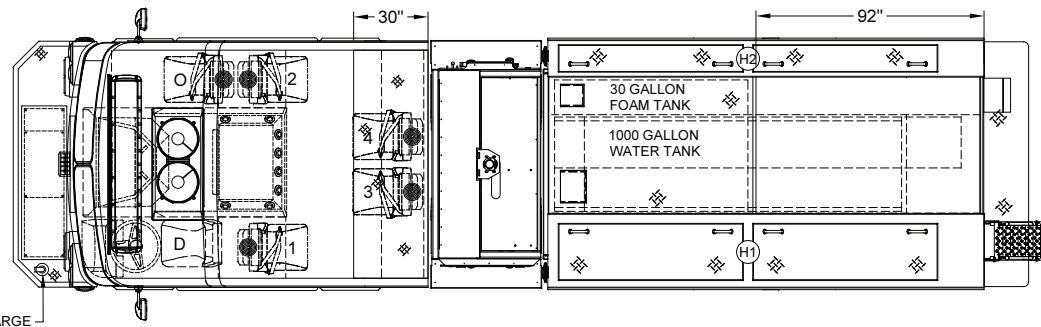


LEFT SIDE COMPARTMENTS				
COMPT	DOORS	OPENING DIMENSIONS	INSIDE DIMENSIONS	VOLUME
L1	ROLL-UP	50.5" w X 55.4" h	56.1" w X 66" h X 27.3" d	58.5 CU. FT.
L2	ROLL-UP	57.5" w X 26.2" h	61.6" w X 36.8" h X 27.3" d	35.8 CU. FT.
L3	ROLL-UP	50.5" w X 55.4" h	53.4" w X 66" h X 27.3" d	55.7 CU. FT.
H1	LIFT-UP	(2) 23.25" w X 73.25" h	174.7" w X 24.8" h X 29.2" d	73.2 CU. FT.

RIGHT SIDE COMPARTMENTS				
COMPT	DOORS	OPENING DIMENSIONS	INSIDE DIMENSIONS	VOLUME
R1	ROLL-UP	50.5" w X 55.4" h	56.1" w X 66" h X 27.3" d	58.5 CU. FT.
R2	ROLL-UP	57.5" w X 26.2" h	61.6" w X 36.8" h X 27.3" d	35.8 CU. FT.
R3	ROLL-UP	50.5" w X 55.4" h	53.4" w X 66" h X 27.3" d	55.7 CU. FT.
H2	LIFT-UP	(2) 9.25" w X 73.25" h	174.7" w X 24.8" h X 14.2" d	35.6 CU. FT.

REAR STEP COMPARTMENT				
COMPT	DOORS	OPENING DIMENSIONS	INSIDE DIMENSIONS	VOLUME
A1	ROLL-UP	37.5" w X 30.8" h	40" w X 40" h X 31" d	28.7 CU. FT.

TOTAL: 437.5 CU.FT.



DIMENSIONS SHOWN ON THIS DRAWING ARE APPROXIMATE AND ARE SUBJECT TO MINOR DEVIATIONS DURING CONSTRUCTION.

IN THE EVENT OF A DISCREPANCY BETWEEN THE SUTPHEN SPECIFICATIONS AND DRAWING, THE SUTPHEN SPECIFICATIONS SHALL PREVAIL.

DRAWING IS FOR REFERENCE ONLY. SOME ITEMS PROPOSED MAY NOT BE SHOWN OR NOTED.

CUSTOMER APPROVAL

NAME: _____

TITLE: _____

DATE: _____

REV.	DESCRIPTION	BY	DATE	MFG. FACILITY:
H	ADDED PTA MEASUREMENT TO SHOP ORDER & UPDATED CLAR NOTES REMOVING RAPTOR TO END OF FRAME	KMG	11/1/22	DATE: 10/29/21
G	CHANGED THE BROW LIGHT	KMG	02/16/22	DRAWN BY: K.GOON
F	REMOVED THE ADJ. SHELF & ROLL-OUT DRAWER IN R2	KMG	11/22/21	
E	ADDED MORE DETAILS TO THE CLAR NOTE FOR LINE 15 FOR THE TIE OFF POINTS	KMG	11/17/21	

SUTPHEN

DEMO 523
NORTHEAST

CUSTOM PUMPER - S8

DWG. NO.: HS-7316

THIS PRINT IS PROVIDED ON A RESTRICTED BASIS AND IS NOT TO BE USED IN ANY WAY DETRIMENTAL TO THE INTEREST OF SUTPHEN CORPORATION.