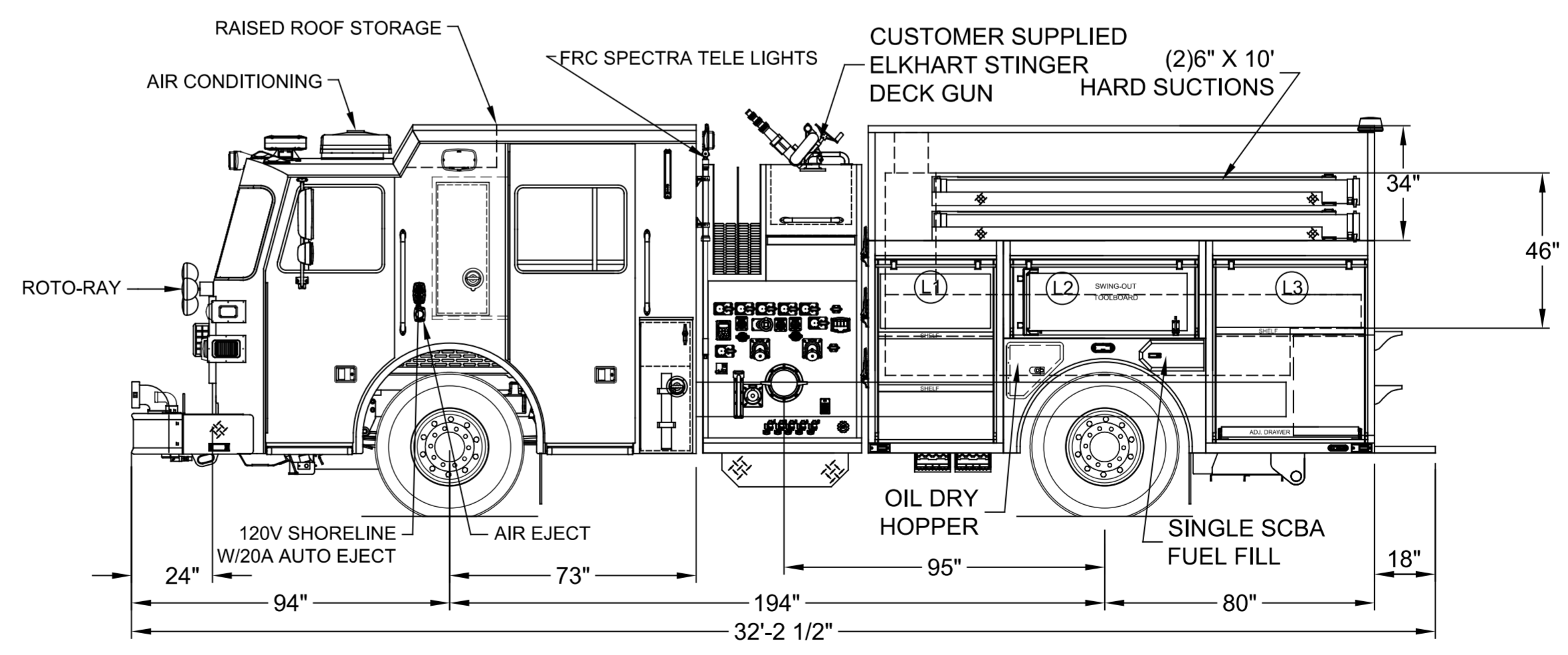
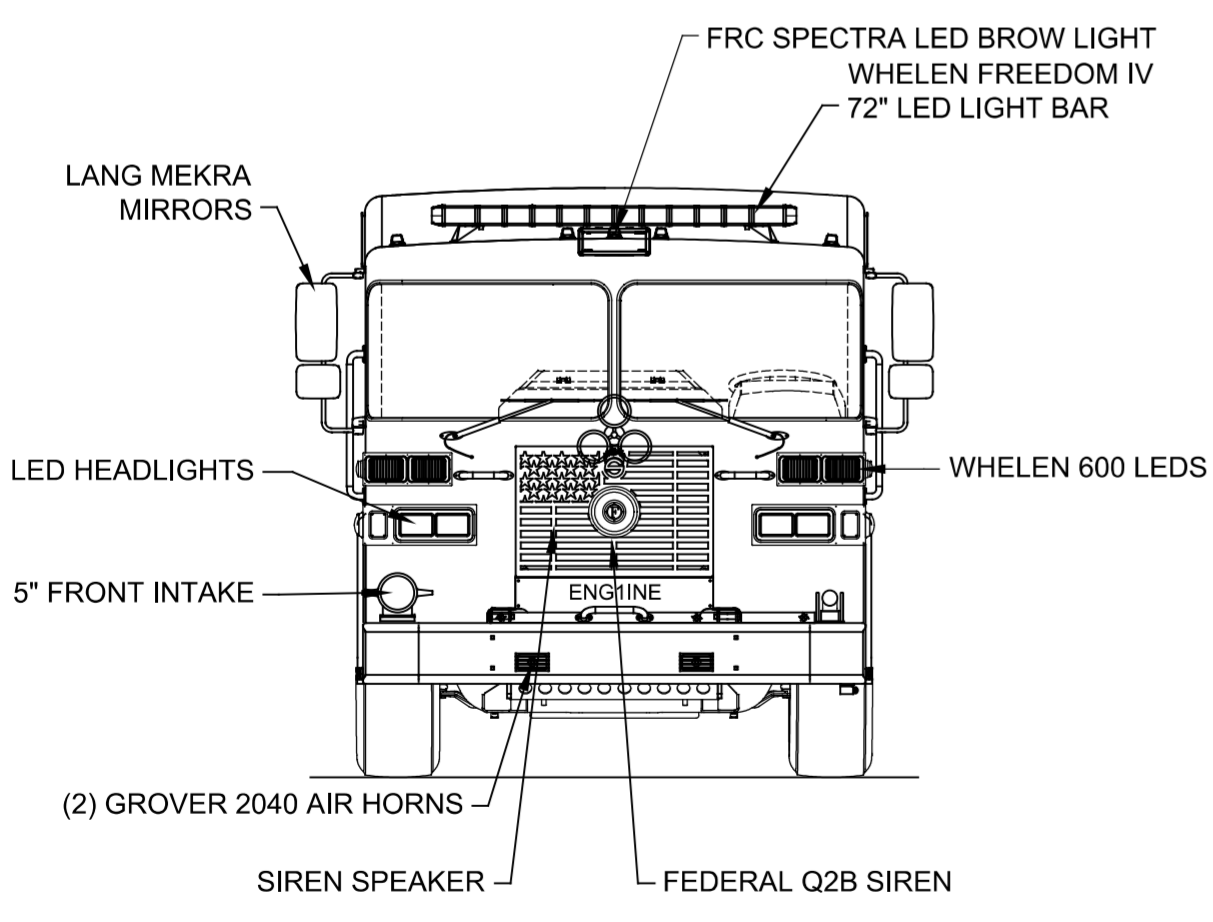
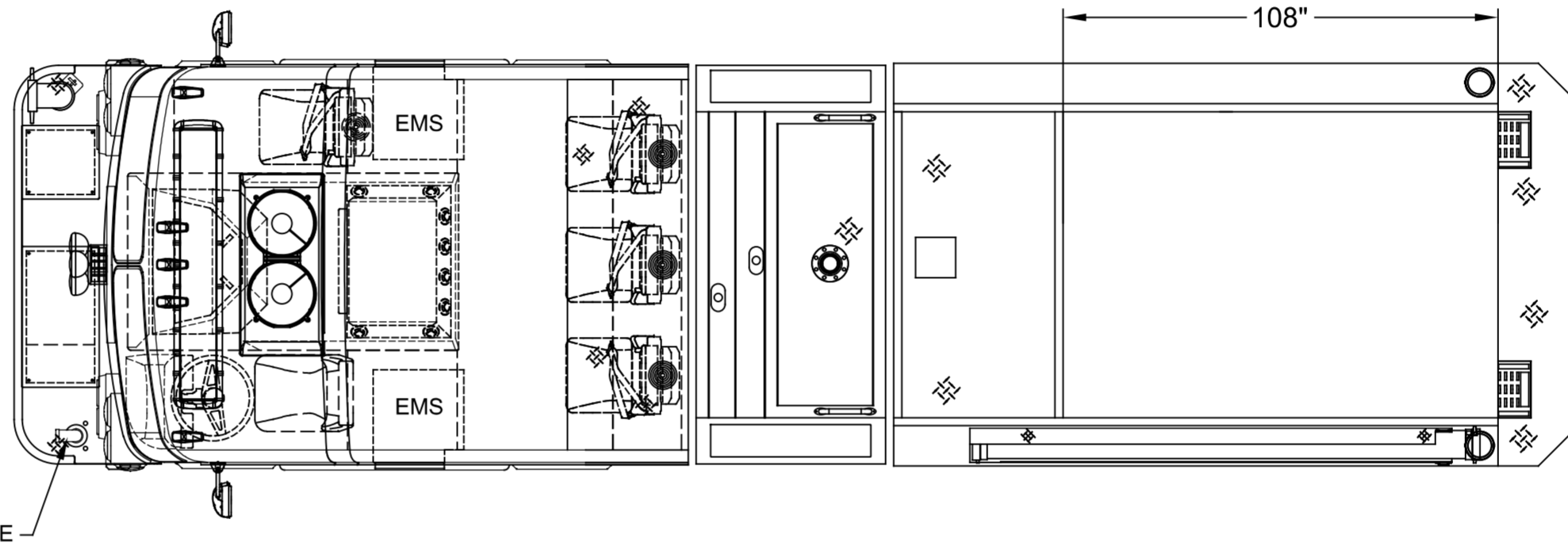


| Left Side Compartmentation  |         |                    |                   |             |
|-----------------------------|---------|--------------------|-------------------|-------------|
| Compt                       | Doors   | Opening Dimensions | Inside Dimensions | Volume      |
| WxHxD                       |         |                    |                   |             |
| L1                          | Roll Up | 33x49              | 40x59x24.25/10.25 | 24.0 CU FT  |
| L2                          | Roll Up | 53x18              | 60x28x10.25       | 10.0 CU FT  |
| L3                          | Roll Up | 43x49              | 50x59x24.25/10.25 | 30.1 CU FT  |
| Right Side Compartmentation |         |                    |                   |             |
| Compt                       | Doors   | Opening Dimensions | Inside Dimensions | Volume      |
| WxHxD                       |         |                    |                   |             |
| R1                          | Roll Up | 33x49              | 40x59x24.25/10.25 | 24.0 CU FT  |
| R2                          | Roll Up | 53x18              | 60x28x10.25       | 10.0 CU FT  |
| R3                          | Roll Up | 43x49              | 50x59x24.25/10.25 | 30.1 CU FT  |
| Rear Compartmentation       |         |                    |                   |             |
| Compt                       | Doors   | Opening Dimensions | Inside Dimensions | Volume      |
| WxHxD                       |         |                    |                   |             |
| A1                          | Roll Up | 44x26              | 48x30x22.25       | 18.5 CU FT  |
| Total Volume                |         |                    |                   | 146.7 CU Ft |

HALE QMAX-1500GPM  
1000 GALLONS OF WATER



DIMENSIONS SHOWN ON THIS DRAWING ARE APPROXIMATE AND ARE SUBJECT TO MINOR DEVIATIONS DURING CONSTRUCTION.

IN THE EVENT OF A DISCREPANCY BETWEEN THE SUTPHEN SPECIFICATIONS AND DRAWING, THE SUTPHEN SPECIFICATIONS SHALL PREVAIL.

DRAWING IS FOR REFERENCE ONLY. SOME ITEMS PROPOSED MAY NOT BE SHOWN OR NOTED.

CUSTOMER APPROVAL

NAME: \_\_\_\_\_

TITLE: \_\_\_\_\_

DATE: \_\_\_\_\_

| REV.  | DESCRIPTION                 | BY | DATE     |
|-------|-----------------------------|----|----------|
| REV B | CHANGES FROM MID INSPECTION | SD | 3-30-23  |
| REV A | CHANGES FROM PRE-CON        | SD | 10-18-21 |

THIS PRINT IS PROVIDED ON A RESTRICTED BASIS AND IS NOT TO BE USED IN ANY WAY DETRIMENTAL TO THE INTEREST OF SUTPHEN CORPORATION.

DRAWN BY:  
S.DORFMAN

DATE:  
7/13/21

MFG. FACILITY:  
EAST

SPRINGVILLE FIRE CO.  
SPRINGVILLE, PA

CUSTOM PUMPER - PS-04

DWG. NO.: HS-7264