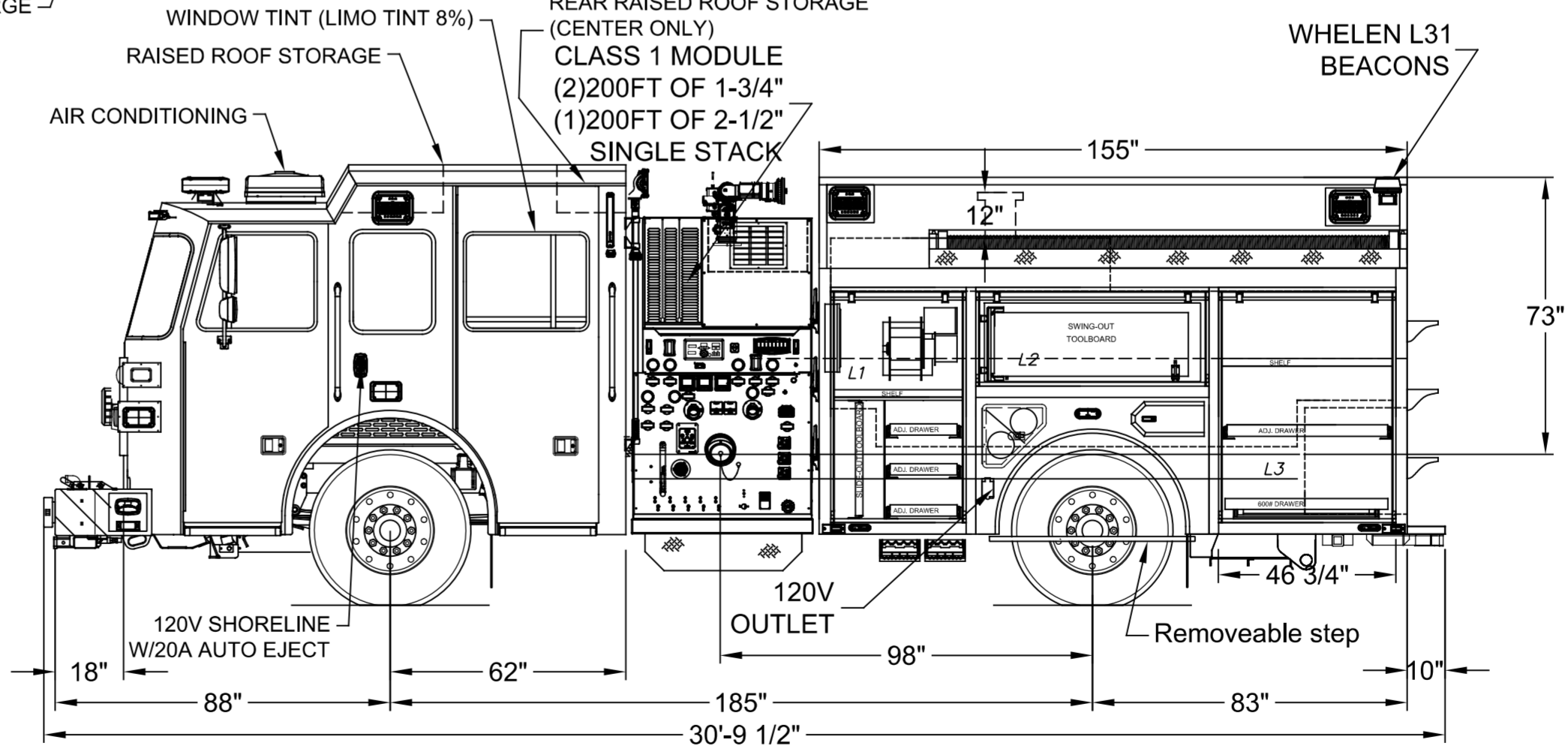
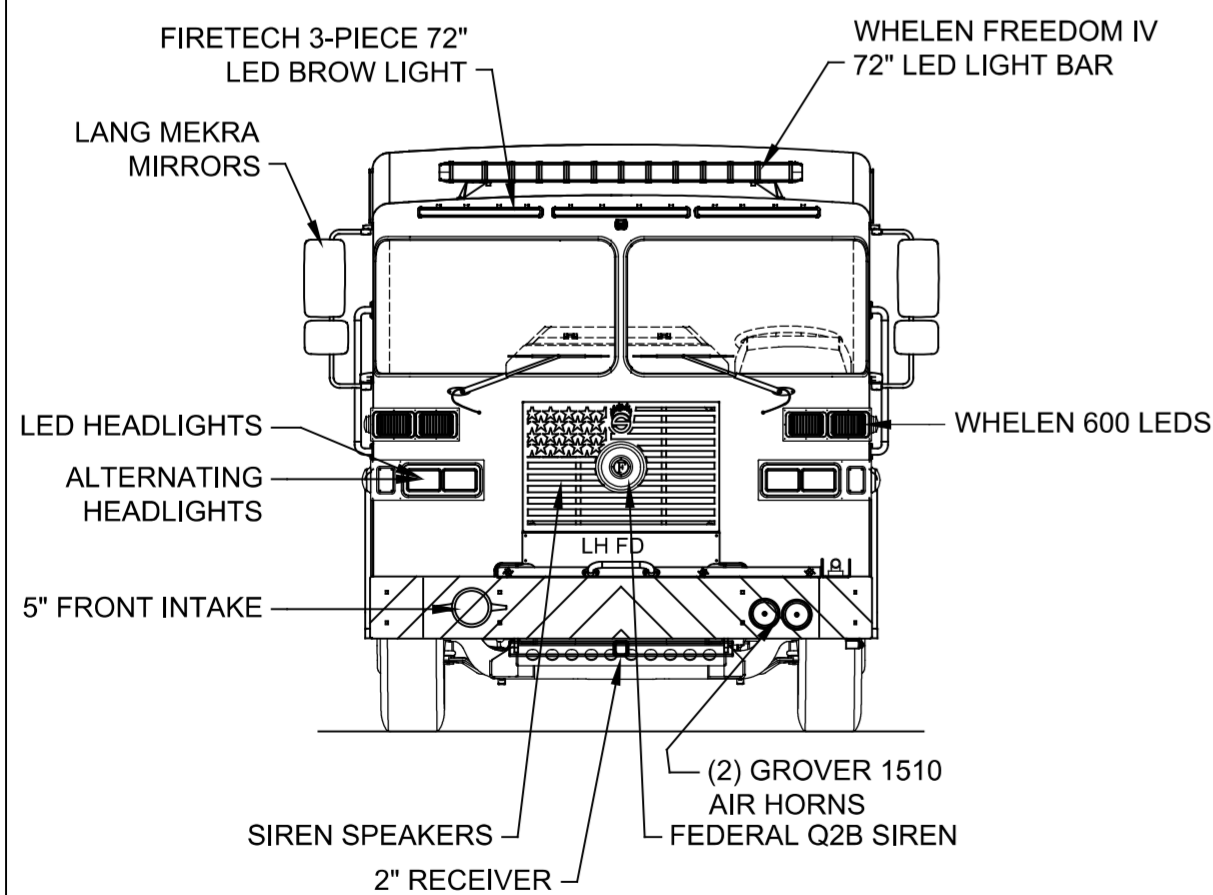
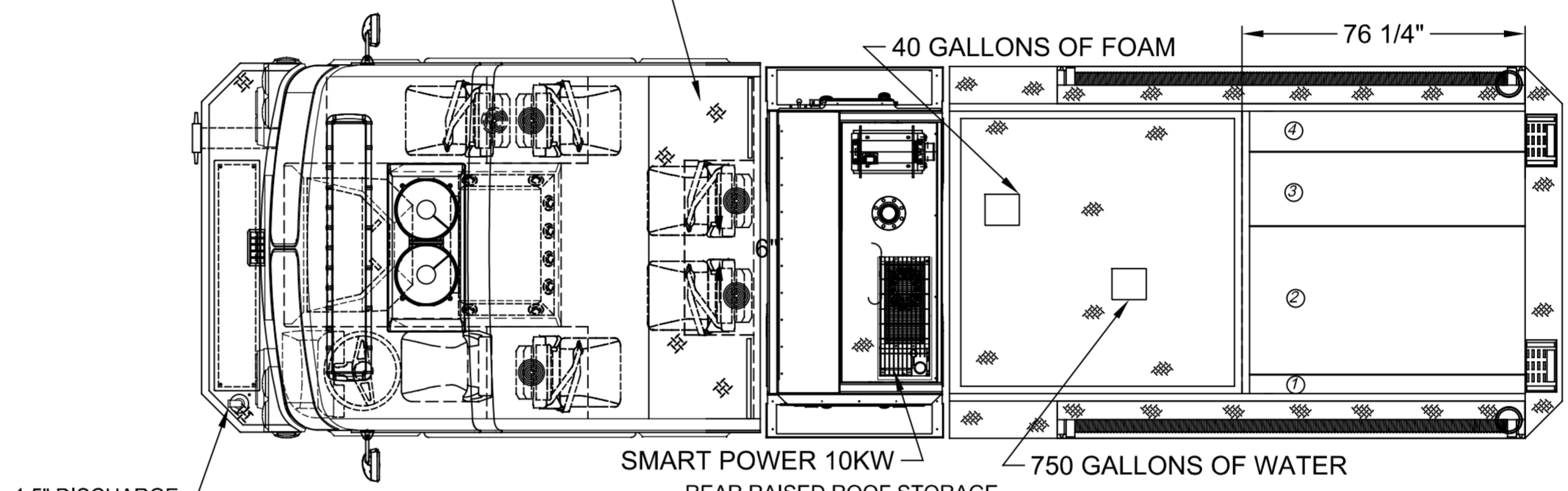


| Left Side Compartmentation | | | | |
|-----------------------------|---------|--------------------|----------------------------|--------------|
| Compt | Doors | Opening Dimensions | Inside Dimensions WxHxD | Volume |
| L1 | Roll Up | 33x56 | 40x66x27.25 | 41.6 CU FT |
| L2 | Roll Up | 57x22 | 64x32x27.25 | 32.3 CU FT |
| L3 | Roll Up | 48x56 | 53x66x27.25 | 55.2 CU FT |
| Right Side Compartmentation | | | | |
| Compt | Doors | Opening Dimensions | Inside Dimensions WxHxD | Volume |
| R1 | Roll Up | 33x56 | 40x66x27.25 | 41.6 CU FT |
| R2 | Roll Up | 57x22 | 64x66x27.25 | 32.3 CU FT |
| R3 | Roll Up | 48x56 | 53x66x27.25 | 55.2 CU FT |
| Rear Compartmentation | | | | |
| Compt | Doors | Opening Dimensions | Inside Dimensions | Volume |
| A1 | Roll Up | 35x18 | 42x28x25.25 | 17.2 CU FT |
| HALE QMAX 2000 GPM | | | | Total Volume |
| | | | | 275.4 CU Ft |



DIMENSIONS SHOWN ON THIS DRAWING ARE APPROXIMATE AND ARE SUBJECT TO MINOR DEVIATIONS DURING CONSTRUCTION.

IN THE EVENT OF A DISCREPANCY BETWEEN THE SUTPHEN SPECIFICATIONS AND DRAWING, THE SUTPHEN SPECIFICATIONS SHALL PREVAIL.

DRAWING IS FOR REFERENCE ONLY. SOME ITEMS PROPOSED MAY NOT BE SHOWN OR NOTED.

CUSTOMER APPROVAL

NAME: _____

TITLE: _____

DATE: _____

| REV. | DESCRIPTION | BY | DATE |
|------|-----------------------------|-----|---------|
| C | Changes from Mid Inspection | SED | 4-7-23 |
| A | Changes from Pre-con | SED | 1-24-22 |

THIS PRINT IS PROVIDED ON A RESTRICTED BASIS AND IS NOT TO BE USED IN ANY WAY DETRIMENTAL TO THE INTEREST OF SUTPHEN CORPORATION.

DRAWN BY:
S. DORFMAN

DATE:
10/29/21

MFG. FACILITY:
EAST

LAURENCE HARBOR FIRE COMPANY
 LAURENCE HARBOR, NJ

PROGRAM 2 CUSTOM PUMPER- S9

DWG. NO.: HS-7297