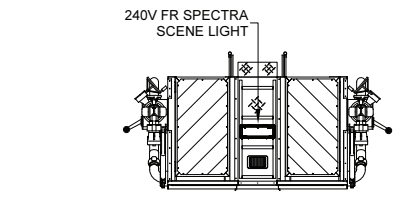
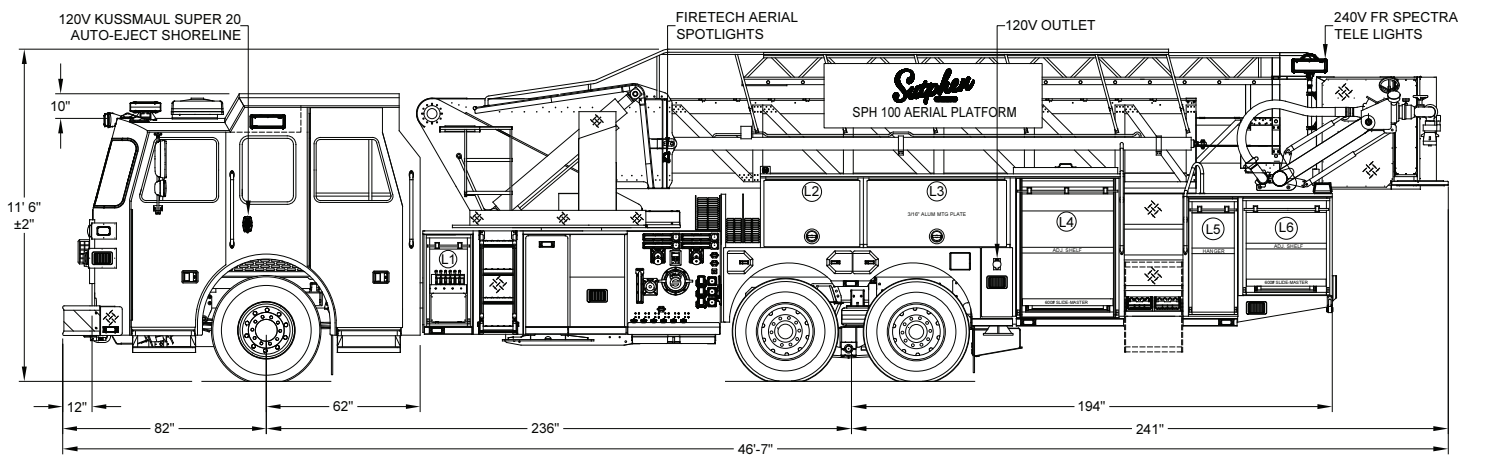
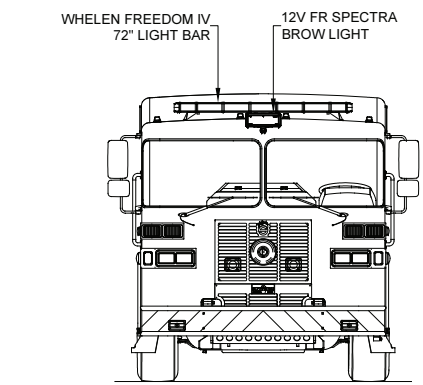
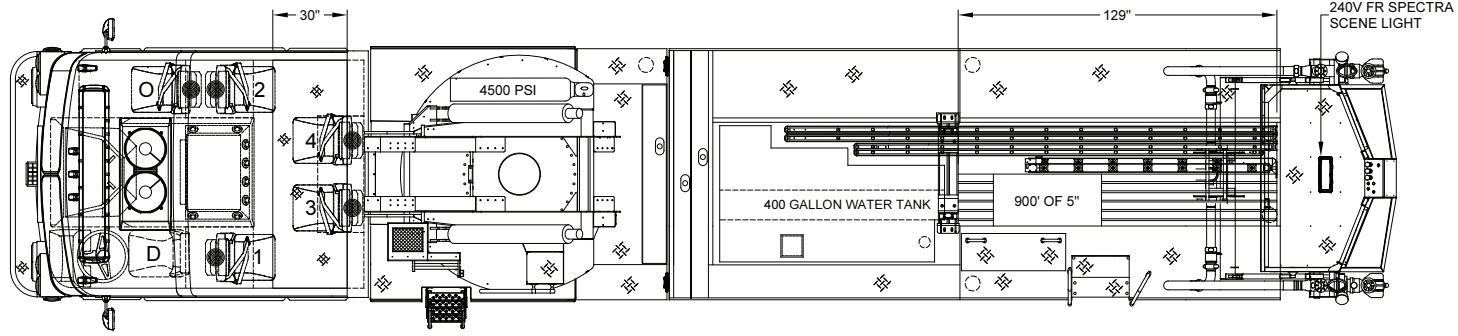


LADDER CHUTE
 (1) 14' COMBO
 (1) 24' 2-SEC
 (2) 16' ROOF
 (1) 35' 2-SEC

BRITAX MARKER LIGHTS



SINGLE TONE PAINT
 RED



DOOR OPENINGS			COMPARTMENT DIMENSIONS		
COMPT.	HEIGHT	WIDTH	HEIGHT	WIDTH	DEPTH
L1	31 13/16	13 7/16	38 1/2	20 5/16	19 7/8
L2	23	33 1/4	27 1/2	41 1/2	12 1/8
L3	23	50 1/4	27 1/2	58	12 1/8
L4	48 1/2	38 3/4	56 1/2	45 3/4	26 1/2
L5	40 1/2	15 1/8	48 1/2	22	26 1/2
L6	32 1/8	30 7/8	40 1/8	34 3/4	26 1/2

DOOR OPENINGS			COMPARTMENT DIMENSIONS		
COMPT.	HEIGHT	WIDTH	HEIGHT	WIDTH	DEPTH
R1	31 13/16	33 7/16	38 1/2	40	8 1/2 LOWER 19\"/>
R2	23	33 1/4	27 1/2	41 1/2	26 1/2
R3	23	50 1/4	27 1/2	58	26 1/2
R4	48 1/2	38 3/4	56 1/2	45 3/4	26 1/2
R5	48 1/2	38 3/4	56 1/2	45 3/4	26 1/2
R6	32 1/8	30 7/8	40 1/8	34 3/4	26 1/2

DOOR OPENINGS			COMPARTMENT DIMENSIONS		
COMPT.	HEIGHT	WIDTH	HEIGHT	WIDTH	DEPTH
A1	9 1/8	24 1/2	9 7/8	26	88

TOTAL COMPARTMENT VOLUME - 283.49 CU. FT.

DIMENSIONS SHOWN ON THIS DRAWING ARE APPROXIMATE AND ARE SUBJECT TO MINOR DEVIATIONS DURING CONSTRUCTION.

IN THE EVENT OF A DISCREPANCY BETWEEN THE SUTPHEN SPECIFICATIONS AND DRAWING, THE SUTPHEN SPECIFICATIONS SHALL PREVAIL.

DRAWING IS FOR REFERENCE ONLY. SOME ITEMS PROPOSED MAY NOT BE SHOWN OR NOTED.

CUSTOMER APPROVAL

NAME: _____

TITLE: _____

DATE: _____

REV	DESCRIPTION	BY	DATE
J	REV-J SHOP ORDER/REFERENCE SHOP ORDER CHANGE DOCUMENT ON SHARED DRIVE	JML	09/27/2022
I	REV-I SHOP ORDER/REFERENCE SHOP ORDER CHANGE DOCUMENT ON SHARED DRIVE	JML	08/24/2022
H	REV-H SHOP ORDER/REFERENCE SHOP ORDER CHANGE DOCUMENT ON SHARED DRIVE	JML	07/11/2022
G	REV-G SHOP ORDER/REFERENCE SHOP ORDER CHANGE DOCUMENT ON SHARED DRIVE	JML	05/24/2022

DRAWN BY:
 J. LAMBERT

DATE:
 11/10/21

MFG. FACILITY:
 DUBLIN

WADSWORTH FIRE DEPARTMENT (DEMO 527)
 WADSWORTH, OH

SPH100 AERIAL PLATFORM

DWG. NO.: HS-7334