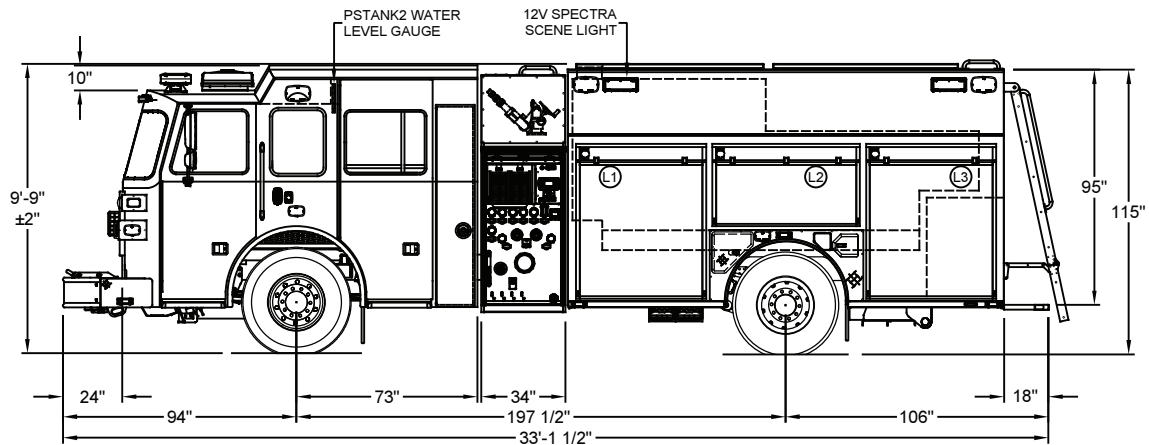
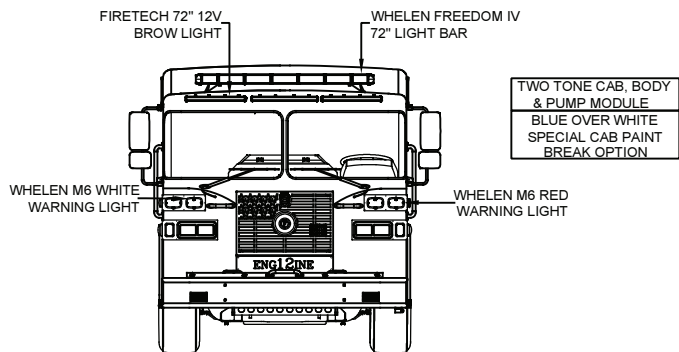
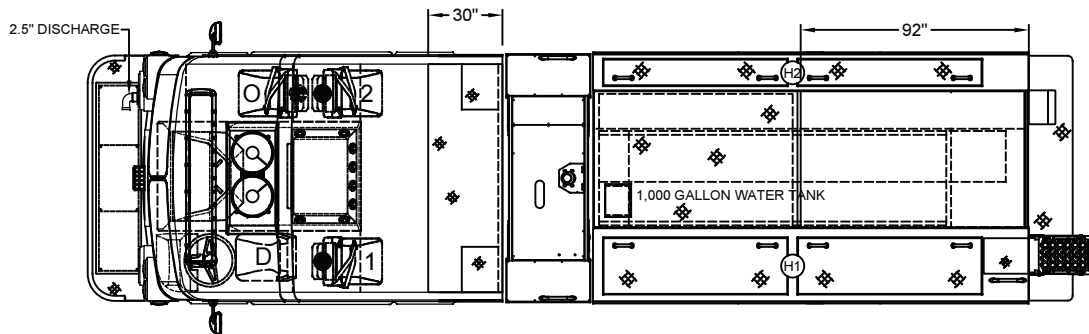


| LEFT SIDE COMPARTMENTS | | | | |
|------------------------|---------|-------------------------|------------------------------|--------------|
| COMPT | DOORS | OPENING DIMENSIONS | INSIDE DIMENSIONS | VOLUME |
| L1 | ROLL-UP | 50.5" w X 55.4" h | 56.1" w X 66" h X 27.3" d | 53.1 CU. FT. |
| L2 | ROLL-UP | 57.5" w X 26.2" h | 61.6" w X 36.8" h X 27.3" d | 29.8 CU. FT. |
| L3 | ROLL-UP | 50.5" w X 55.4" h | 53.4" w X 66" h X 27.3" d | 50.5 CU. FT. |
| H1 | LIFT-UP | (2) 23.25" w X 73.25" h | 174.7" w X 24.8" h X 29.2" d | 73.2 CU. FT. |

| RIGHT SIDE COMPARTMENTS | | | | |
|-------------------------|---------|------------------------|------------------------------|--------------|
| COMPT | DOORS | OPENING DIMENSIONS | INSIDE DIMENSIONS | VOLUME |
| R1 | ROLL-UP | 50.5" w X 55.4" h | 56.1" w X 66" h X 27.3" d | 53.1 CU. FT. |
| R2 | ROLL-UP | 57.5" w X 26.2" h | 61.6" w X 36.8" h X 27.3" d | 29.8 CU. FT. |
| R3 | ROLL-UP | 50.5" w X 55.4" h | 53.4" w X 66" h X 27.3" d | 50.5 CU. FT. |
| H2 | LIFT-UP | (2) 9.25" w X 73.25" h | 174.7" w X 24.8" h X 14.2" d | 35.6 CU. FT. |

| REAR STEP COMPARTMENT | | | | |
|-----------------------|---------|--------------------|-----------------------|--------------|
| COMPT | DOORS | OPENING DIMENSIONS | INSIDE DIMENSIONS | VOLUME |
| A1 | ROLL-UP | 37.5" w X 30.8" h | 40" w X 40" h X 31" d | 28.7 CU. FT. |

TOTAL: 404.3 CU.FT



DIMENSIONS SHOWN ON THIS DRAWING ARE APPROXIMATE AND ARE SUBJECT TO MINOR DEVIATIONS DURING CONSTRUCTION.

IN THE EVENT OF A DISCREPANCY BETWEEN THE SUTPHEN SPECIFICATIONS AND DRAWING, THE SUTPHEN SPECIFICATIONS SHALL PREVAIL.

DRAWING IS FOR REFERENCE ONLY. SOME ITEMS PROPOSED MAY NOT BE SHOWN OR NOTED.

CUSTOMER APPROVAL

NAME: _____

TITLE: _____

DATE: _____

| REV | DESCRIPTION | BY | DATE |
|-----|---|----|----------|
| E | COMPONENT REPORT UPDATED / ADDED BLUE ILLUMINATING FLAMMING "S" | MC | 10/18/22 |
| D | COMPONENT REPORT UPDATED | MC | 08/09/22 |
| C | COMPONENT REPORT UPDATED | MC | 04/13/22 |
| B | COMPONENT REPORT UPDATED | MC | 09/07/21 |

DATE: 02/01/2021

DRAWN BY: M.CLARK

MFG FACILITY: DUBLIN

DWG NO: HS-7028



THIS PRINT IS PROVIDED ON A RESTRICTED BASIS AND IS NOT TO BE USED IN ANY WAY DETRIMENTAL TO THE INTEREST OF SUTPHEN CORPORATION.