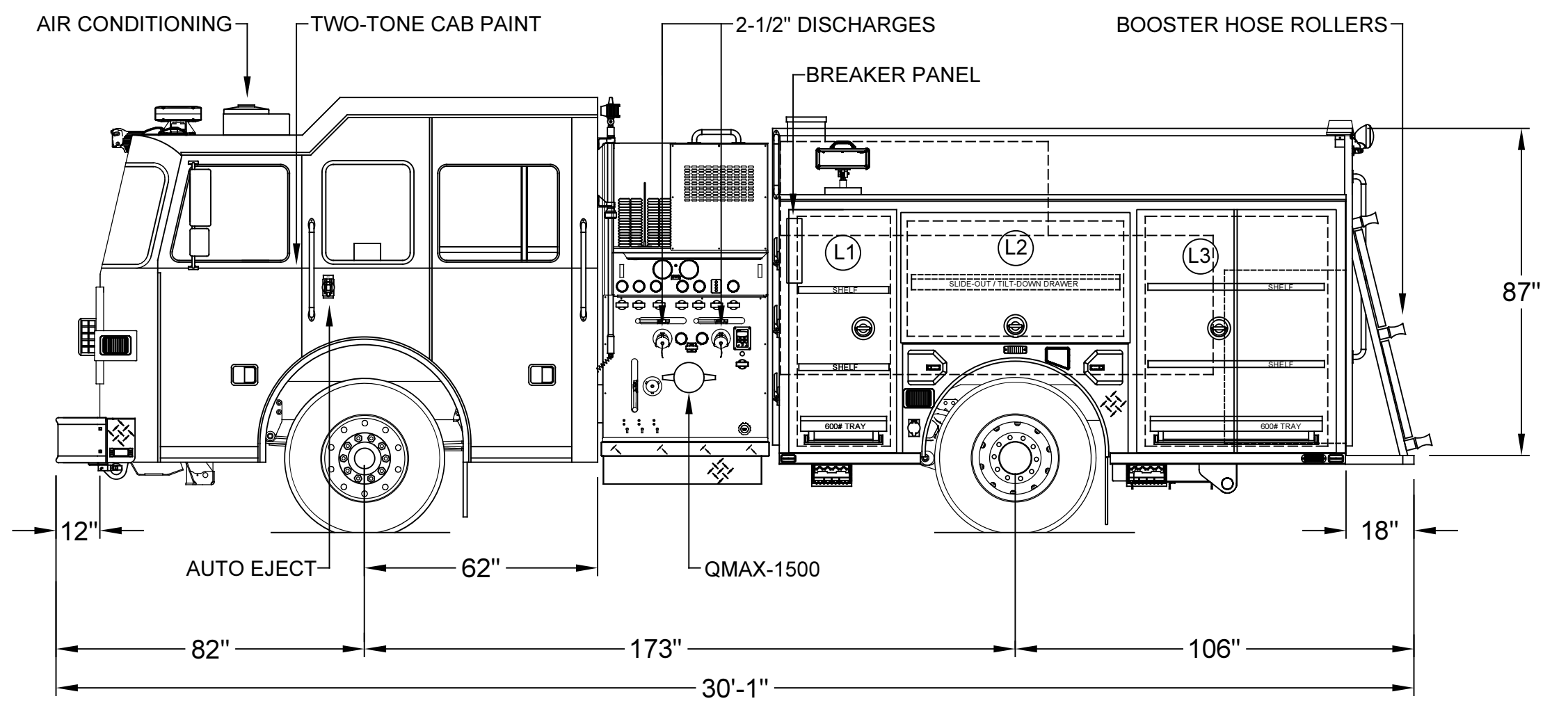
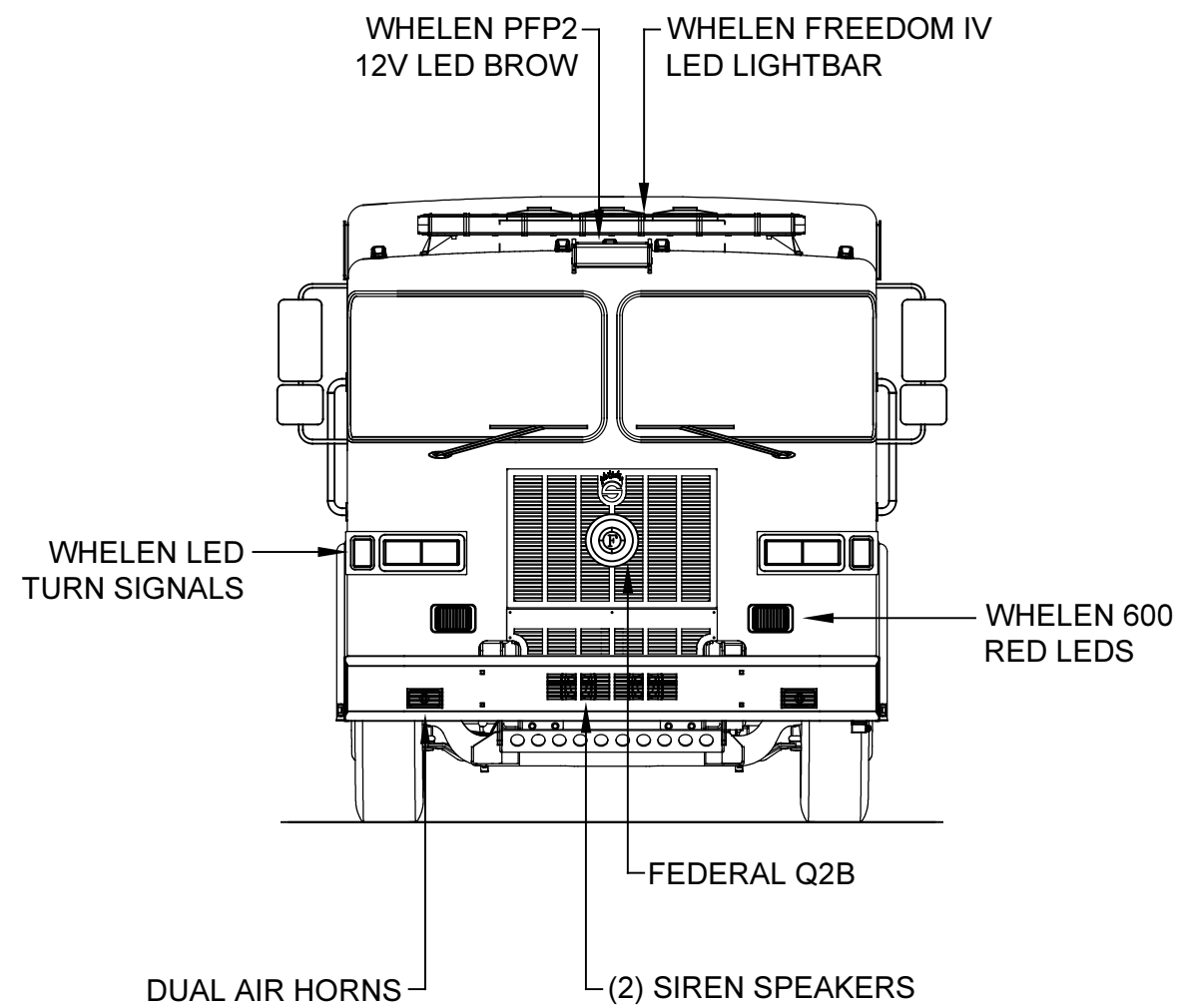
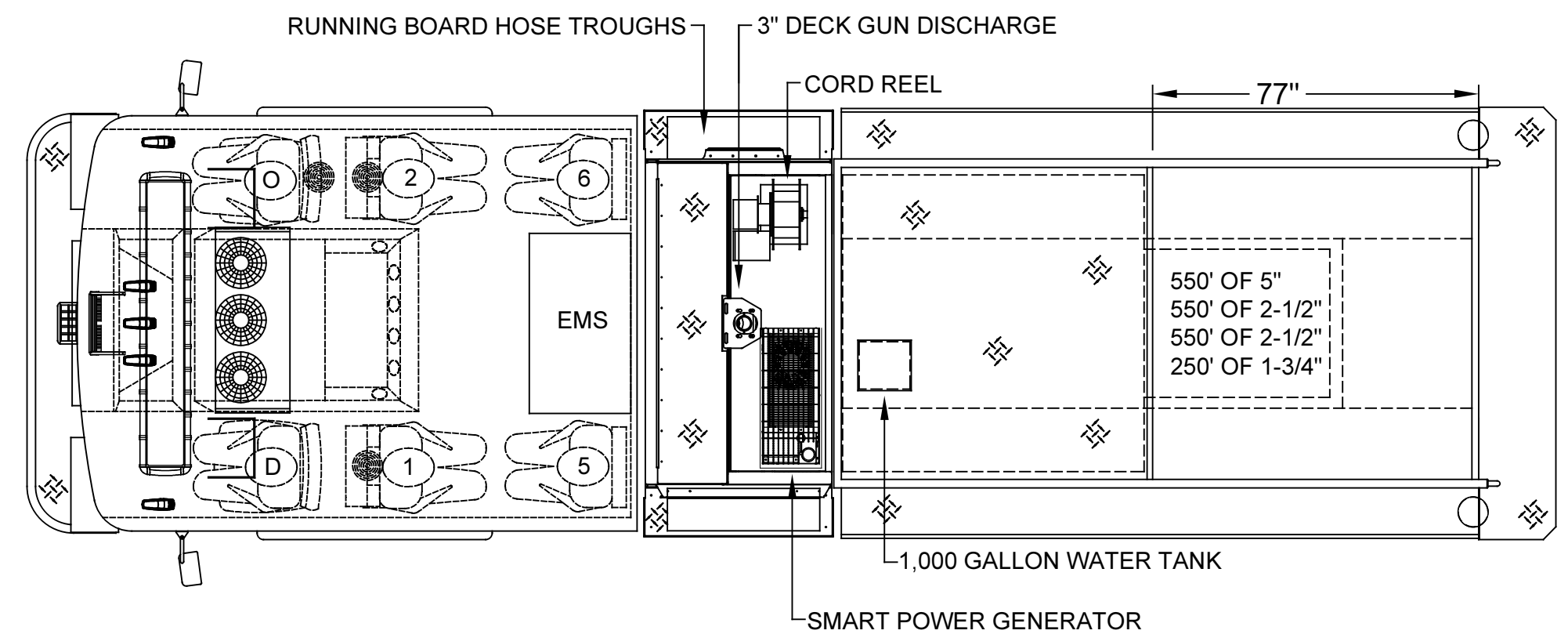


| LEFT SIDE COMPARTMENTATION | | | | |
|----------------------------|---------|---------------------|-------------------------------|------------|
| COMPT | DOORS | OPENING DIMENSIONS | INSIDE DIMENSIONS | VOLUME |
| L1 | DOUBLE | 24 3/4" X 62 3/4" h | 28 3/4" X 66" X 27 1/4" d | 30 CU. FT. |
| L2 | LIFT-UP | 57 1/2" X 32 1/4" h | 61 1/2" X 36 1/2" X 27 1/4" d | 30 CU. FT. |
| L3 | DOUBLE | 48 1/2" X 62 3/4" h | 53 1/2" X 66" X 27 1/4" d | 55 CU. FT. |

| RIGHT SIDE COMPARTMENTATION | | | | |
|-----------------------------|---------|---------------------|---|------------|
| COMPT | DOORS | OPENING DIMENSIONS | INSIDE DIMENSIONS | VOLUME |
| R1 | DOUBLE | 24 3/4" X 62 3/4" h | 28 3/4" X 66" X 27 1/4" d (10 1/2" d upper) | 20 CU. FT. |
| R2 | LIFT-UP | 57 1/2" X 32 1/4" h | 61 1/2" X 36 1/2" X 27 1/4" d | 13 CU. FT. |
| R3 | DOUBLE | 48 1/2" X 62 3/4" h | 53 1/2" X 66" X 27 1/4" d (10 1/2" d upper) | 43 CU. FT. |

| REAR STEP COMPARTMENTS | | | | |
|------------------------|---------|--------------------|-----------------------|------------|
| COMPT | DOORS | OPENING DIMENSIONS | INSIDE DIMENSIONS | VOLUME |
| A1 | ROLL-UP | 37 1/2" X 37" h | 46" X 40" X 30 1/2" d | 33 CU. FT. |

TOTAL: 224 CU. FT.



DIMENSIONS SHOWN ON THIS DRAWING ARE APPROXIMATE AND ARE SUBJECT TO MINOR DEVIATIONS DURING CONSTRUCTION.

IN THE EVENT OF A DISCREPANCY BETWEEN THE SUTPHEN SPECIFICATIONS AND DRAWING, THE SUTPHEN SPECIFICATIONS SHALL PREVAIL.

DRAWING IS FOR REFERENCE ONLY. SOME ITEMS PROPOSED MAY NOT BE SHOWN OR NOTED.

CUSTOMER APPROVAL

NAME: _____

TITLE: _____

DATE: _____

| | | | |
|---|--|----|----------|
| E | POST PRODUCTION REVISION TO REFLECT FINAL PRODUCT | RM | 05/31/18 |
| D | RADIO AND ANTENNA CLARIFICATIONS | RM | 05/08/18 |
| C | SEVERAL CLARIFICATIONS - SEE SO REVISION EMAIL OR COMPONENT REPORT BELOW | RM | 04/18/18 |
| B | CHANGED TO A TRIANGULAR TOP OVER EMS CABINET | RM | 11/08/17 |
| REV. | DESCRIPTION | BY | DATE |
| THIS PRINT IS PROVIDED ON A RESTRICTED BASIS AND IS NOT TO BE USED IN ANY WAY DETRIMENTAL TO THE INTEREST OF SUTPHEN CORPORATION. | | | |

| | |
|----------------|-----------|
| DRAWN BY: | R. MILLER |
| DATE: | 08/02/17 |
| MFG. FACILITY: | DUBLIN |

SUTPHEN

DURHAM FIRE DEPARTMENT
DURHAM, NC

CUSTOM PUMPER - S2/S4 SPECIAL DURHAM BODY

DWG. NO.: HS-6097