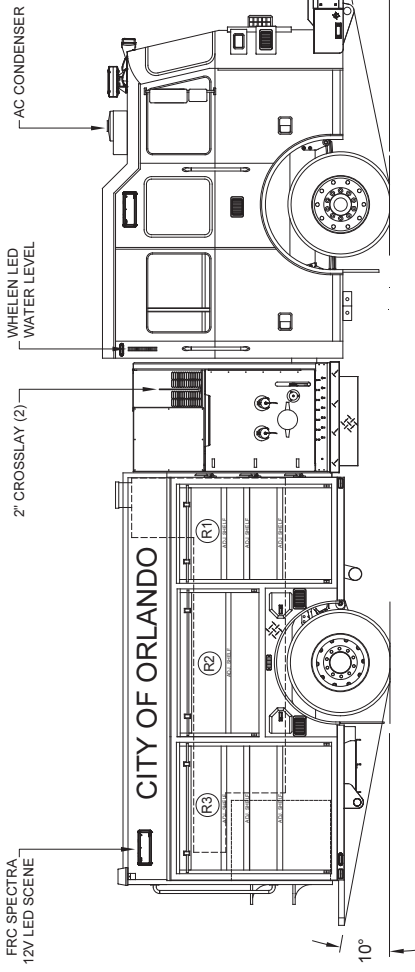
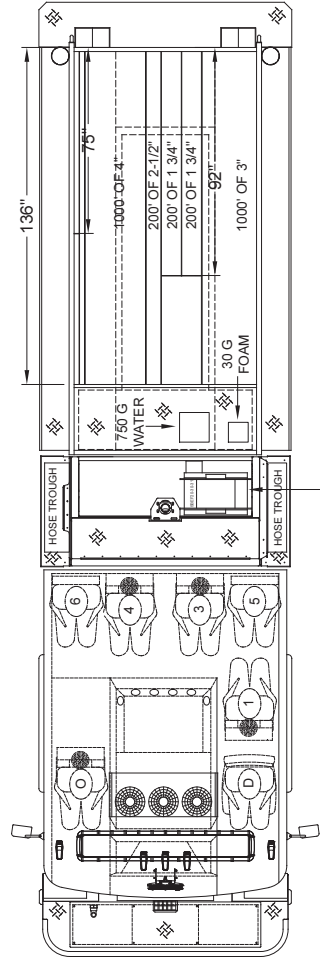


- LADDER CHUTE
- (1) 24\"/>

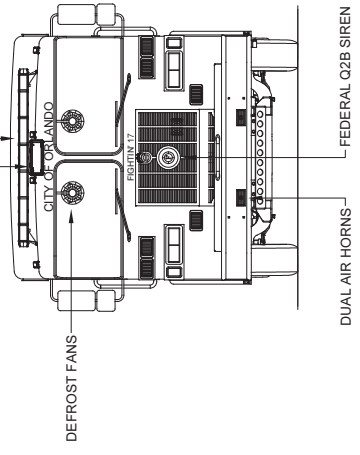


COMP	DOORS	OPENING DIMENSIONS	INSIDE DIMENSIONS	VOLUME
L1	ROLL-UP	37\"/>		
L2	ROLL-UP	57\"/>		
L3	ROLL-UP	50\"/>		
RIGHT SIDE COMPARTMENTATION				
COMP	DOORS	OPENING DIMENSIONS	INSIDE DIMENSIONS	VOLUME
R1	ROLL-UP	37\"/>		
R2	ROLL-UP	57\"/>		
R3	ROLL-UP	50\"/>		
REAR STEP COMPARTMENTS				
COMP	DOORS	OPENING DIMENSIONS	INSIDE DIMENSIONS	VOLUME
A1	ROLL-UP	37\"/>		
TOTAL: 222 CU.FT.				

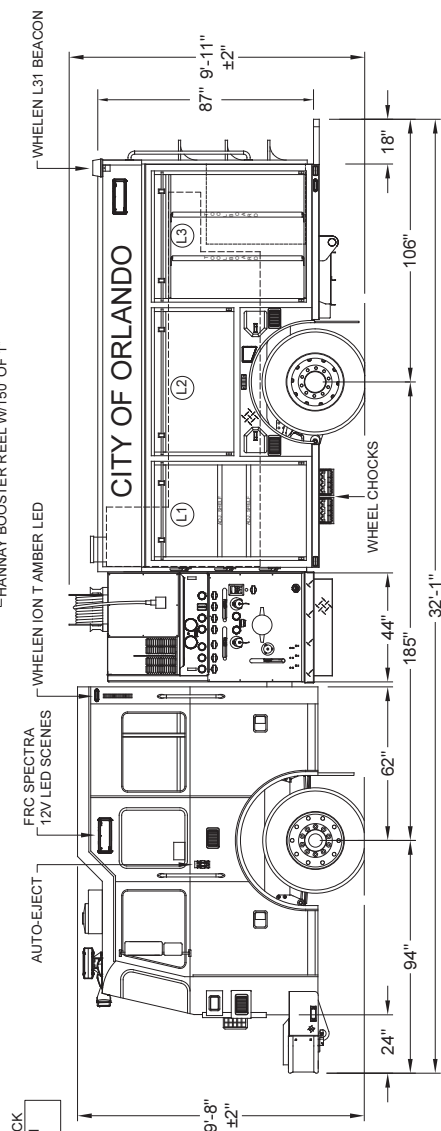


TWO-TONE ENTIRE TRUCK
PAINT/BREAK OPTION #1
BLACK OVER RED

FRC SPECTRA 12V LED BROW
WHELEN LED FREEDOM IV (14)



LOWER WARNING PACKAGE
-WHELEN 600 RED LEDS
-WHELEN ION-T RED LEDS



DIMENSIONS SHOWN ON THIS DRAWING ARE APPROXIMATE AND ARE SUBJECT TO MINOR DEVIATIONS DURING CONSTRUCTION.

IN THE EVENT OF A DISCREPANCY BETWEEN THE SUTPHEN SPECIFICATIONS AND DRAWING, THE SUTPHEN SPECIFICATIONS SHALL PREVAIL.

DRAWING IS FOR REFERENCE ONLY. SOME ITEMS PROPOSED MAY NOT BE SHOWN OR NOTED.

CUSTOMER APPROVAL

NAME: _____ TITLE: _____ DATE: _____

DRAWN BY: R. MILLER	DATE: 03/16/17	MFG. FACILITY: DUBLIN
RM	RM	BY
01/10/19	03/29/18	DATE
DESCRIPTION POST-PRODUCTION REVISION TO REFLECT FINAL PRODUCT REVA SHOP ORDER		
DESCRIPTION THIS PRINT IS PROVIDED ON A RESTRICTED BASIS AND IS NOT TO BE USED IN ANY WAY DETRIMENTAL TO THE INTEREST OF SUTPHEN CORPORATION.		

SUTPHEN
ORLANDO FIRE DEPARTMENT
ORLANDO, FL
CUSTOM PUMPER - S2 BODY
DWS NO.: HS-6223